


Cisco MDS 9718 Multilayer Director for IBM Storage Networking

Megan Gilge



Storage



Cisco MDS 9718 Multilayer Director for IBM Storage Networking

This IBM® Redbooks® Product Guide describes the Cisco MDS 9718 Multilayer Director for IBM Storage Networking (9710-E16). The MDS 9718 has the industry's highest port density for a storage area network (SAN) director and features 768 line-rate 32 gigabits per second (Gbps) or 16 Gbps Fibre Channel ports.

Designed to support multiprotocol workloads, MDS 9718 enables SAN consolidation and collapsed-core solutions for large enterprises, which reduces the number of managed switches and leads to easy-to-manage deployments.¹ By reducing the number of front-panel ports that are used on inter-switch links (ISLs), it also offers room for future growth. MDS 9718 addresses the mounting storage requirements of today's large virtualized data centers.

As a director-class SAN switch, MDS 9718 uses the same operating system and management interface as other Cisco data center switches. It brings intelligent capabilities to a high-performance, protocol-independent switch fabric, and delivers uncompromising availability, security, scalability, simplified management, and the flexibility to integrate new technologies. You can use MDS 9718 to transparently deploy unified fabrics with Fibre Channel and Fibre Channel over Ethernet (FCoE) connectivity to achieve low total cost of ownership (TCO).

For mission-critical enterprise storage networks that require secure, robust, cost-effective business-continuance services, the FCIP extension module is designed to deliver outstanding SAN extension performance, reducing latency for disk and tape operations with FCIP acceleration features, including FCIP write acceleration and FCIP tape write and read acceleration.

¹ The MDS 9718 supports the 48-Port 32 Gbps Fibre Channel Switching Module, the 48-Port 16 Gbps Fibre Channel Switching Module, the 48-port 10 Gbps FCoE Switching Module, the 24-port 40 Gbps FCoE switching module, and the 24/10-port SAN Extension Module.

The MDS 9718 is shown in Figure 1.



Figure 1 MDS 9718

Did you know?

The MDS 9718 helps you to achieve the following goals:

- ▶ Use up to 768 32-Gbps Fibre Channel, 768 16-Gbps Fibre Channel, or 768 10-Gbps Fibre Channel over Ethernet (FCoE) ports; or up to 384 40-Gbps FCoE ports, per chassis
- ▶ Provide the scalability of up to 384 40 Gbps full line-rate autosensing FCoE ports
- ▶ Enable large and scalable deployment of SAN extension solutions with the MDS 9000 24/10-port SAN Extension Module
- ▶ Deliver high availability with fully redundant components, including fabric cards, supervisors, and power supplies
- ▶ Enable exceptional networking capabilities with intelligent fabric services
- ▶ Deploy virtual storage area networks (VSANs) for consolidating physical storage area network (SAN) islands while maintaining logical boundaries
- ▶ Provide Inter-VSAN Routing (IVR) for sharing resources across VSANs

Product highlights

The MDS9718 offers the following features:

- ▶ Outstanding SAN performance

The combination of the 32 Gbps Fibre Channel switching module or the 16 Gbps Fibre Channel switching module and Fabric-1 crossbar switching modules enables up to 1.5 terabits per second (Tbps) of front-panel Fibre Channel throughput between modules in each direction for each of the 16 MDS 9718 payload slots. This amount is twice the bandwidth that is needed to support a 48-port 16 Gbps Fibre Channel module at full line rate. Based on central arbitration and a crossbar fabric, the MDS 9718 architecture

provides 32 Gbps or 16 Gbps line-rate, nonblocking, predictable performance across all traffic conditions for every port in the chassis.

► High availability

The MDS 9718 provides best-in-class availability. The director meets the same industry-leading availability standards as the other Cisco MDS 9700 Series Multilayer Directors. All major components, including the fabric card, are redundant. You get grid redundancy on the power supply and 1+1 redundant supervisors, and you can add a fabric card to enable N+1 fabric redundancy at 16-Gbps Fibre Channel speeds.

The suggested number of modules per chassis is six if there are 32-Gbps line linecards with 32-Gbps transceivers. If you do not want to upgrade, or you want to partially upgrade, review Table 1, which shows the number of Fabric Modules needed with ports running at 32 Gbps performance in a 48-port 32-Gbps linecard.

Table 1 Fabric Modules required

# of ports	Running at (Performance)	# of fabric modules needed	Restrictions
24	32 Gbps	3	Other 24 ports shut down
32	32 Gbps	4	Other 16 ports shut down
40	32 Gbps	5	Other 8 ports shut down
48	32 Gbps	6	No restrictions

The MDS 9718 combines nondisruptive software upgrades, stateful process restart and failover, and full redundancy of all major components for best-in-class availability.

► Business continuity

Enables large and scalable deployment of SAN extension solutions through the SAN Extension module.

► Industry-leading scalability

Power the largest storage environments with up to 48 Tbps of Fibre Channel bandwidth. A single chassis delivers 768 2/4/8 Gbps, 4/8 Gbps, 4/8/16 Gbps, 8/16/32 Gbps, or 10 Gbps full line-rate autosensing Fibre Channel ports, or 768 10 Gbps FCoE or 384 full-line-rate 40 Gbps FCoE ports.

► Intelligent network services

You can use the MDS 9718 to migrate your SAN islands to enterprise-wide storage networks with VSAN technology, access control lists (ACLs) for hardware-based intelligent frame processing, and fabric-wide quality of service (QoS). Consider the following points:

- Integrated hardware-based VSANs and Inter-VSAN Routing (IVR): Integration of VSANs into port-level hardware allows any port in a system or fabric to be partitioned to any VSAN. Line-rate routing can be delivered between any ports in a system or fabric without external routing appliances.

- Intelligent storage services: MDS 9718 provides interoperability with intelligent service capabilities on other Cisco MDS 9000 Family platforms, and the intelligent services switch provides services, such as acceleration of storage applications for data replication, backup, and data migration to hosts and targets.
- Smart zoning: Efficiently provision hardware access control entries that are specified by the zone set. Match smart zones to applications, application clusters, hypervisor clusters, or other data center entities. Avoid superfluous entries that allow servers (initiators) to talk to other servers or storage devices (targets) to talk to other storage devices. You gain larger zones with multiple initiators and targets without the use of excessive hardware resources. Zoning tasks can be automated, and the creation of many small zones can be avoided.
- Enhanced zoning: With basic zoning, two or more administrators can make simultaneous configuration changes. Upon activation, one administrator can overwrite the changes of another administrator. With enhanced zoning, all configuration is performed within a single configuration session. When a session begins, the switch locks down the entire fabric to implement the change, which helps ensure consistency with the fabric.
- Virtual machine transparency

Deterministic hardware performance and a comprehensive feature set allow virtual machines to have the same SAN attributes as a physical server. On a per-virtual machine basis, the Cisco NX-OS Software offers VSANs, QoS policies, access control, performance monitoring, and data protection to promote the scalability and mobility of virtual machines. Cisco Data Center Network Manager (DCNM) provides end-to-end visibility from the virtual machine to the storage device, with resource allocation, performance measurements, and predictions available on a per-virtual machine basis to enable rapid troubleshooting in mission-critical virtualized environments.
- Comprehensive security

In addition to support for services, such as VSANs, hardware-enforced zoning, ACLs, per-VSAN role-based access control (RBAC), and Cisco TrustSec Fibre Channel link encryption, the MDS 9700 Series supports a comprehensive security framework that consists of RADIUS and TACACS+, Fibre Channel Security Protocol (FC-SP), Secure File Transfer Protocol (SFTP), Secure Shell (SSH) Protocol, and Simple Network Management Protocol Version 3 (SNMPv3). Cisco TrustSec Fibre Channel link encryption delivers transparent, hardware-based 16 Gbps line-rate encryption of Fibre Channel data on 16 Gbps Fibre Channel switching modules and 10 Gbps line-rate encryption.
- Unified SAN management

The MDS 9700 Series includes built-in storage network management with all features that are available through a command-line interface (CLI) or Cisco DCNM, which is a centralized network management tool that simplifies management of unified fabrics. The network manager supports integration with third-party storage management applications to allow transparent interaction with management tools. The network manager supports federation of up to 10 DCNM servers to manage up to 150,000 devices by using a single management pane.

► **Sophisticated diagnostics**

Intelligent diagnostics, protocol decoding, network analysis tools, and the Cisco Call Home capability give you reliability, faster problem resolution, and reduced service costs. Starting with Cisco MDS 9000 NX-OS Software Release 6.2, the Cisco Generic Online Diagnostics (GOLD) framework replaces the Cisco Online Health Management System (OHMS) diagnostic framework on the new MDS 9700 Series chassis. The GOLD framework is a suite of diagnostic tools that verify that hardware and internal data paths are operating properly. It offers boot-time diagnostics, continuous monitoring, standby fabric loopback tests, and on-demand and scheduled tests. It also enables the rapid fault isolation and systems monitoring that are critical in today's continuously evolving operating environments.

► **Multiprotocol architecture**

The MDS 9718 transparently integrates Fibre Channel and FCoE. A multilayer architecture enables the following consistent feature set over a protocol-independent switch fabric:

- The MDS 9718 supports 2/4/8/16 Gbps and 10 Gbps ports on the Cisco MDS 9700 48-Port 16-Gbps Fibre Channel Switching Module. The MDS 9718 supports 4/8 and 8/16/32 Gbps ports on the Cisco MDS 9700 48-Port 32-Gbps Fibre Channel Switching Module.
- The MDS 9718 supports 10 Gbps FCoE with the 48-port 10 Gbps FCoE switching module and 40 Gbps FCoE with the 24-port 40 Gbps FCoE switching module.
- Extend connectivity from FCoE and Fibre Channel fabrics to FCoE and Fibre Channel storage devices.

Main benefits

The MDS 9718 provides the benefits that are described in this section.

Lower TCO with SAN consolidation

With exponential data growth and the pressures to do more with less, organizations must deploy large-scale SANs in the most efficient, cost-effective way possible. MDS 9718 can meet scalability and TCO requirements. It offers industry-leading port densities of up to 768 32 Gbps or 16 Gbps Fibre Channel ports per chassis, so there is enough room to grow.

By using MDS 9718, organizations can consolidate and collapse from edge-core-edge to edge-core or collapsed core architectures. Performance can reach up to 1.5 Tbps front-panel Fibre Channel capacity per slot, extending up to 48 Tbps front-panel Fibre Channel, line-rate, nonblocking system-level switching capacity. By consolidating data into fewer, larger, and more manageable SANs, you can reduce your total hardware footprint and related capital and operating expenses. On unified fabrics with converged local area network (LAN) and SAN, MDS 9718 multihop FCoE helps you protect investments in storage infrastructure with any-to-any connectivity across multiple protocols by using lossless Ethernet.

Enterprise-class availability

MDS 9718 is designed for high availability. Beyond meeting the basic requirements of nondisruptive software upgrades and redundancy of critical hardware components, the MDS 9718 software architecture offers outstanding availability. Its supervisor modules automatically restart failed processes, which makes MDS 9718 exceptionally robust. In the rare event that a supervisor module is reset, complete synchronization between the active and standby supervisor modules helps ensure stateful failover with no disruption of traffic.

The MDS 9718 supports the MDS 9700 Series Supervisor – 1E for heavier workloads. It does not support the MDS 9700 Series Supervisor – 1, which is supported on the MDS 9706 and the MDS 9710 platforms. However, the MDS 9706 and MDS 9710 do not support the MDS 9700 Series Supervisor – 1E.

The MDS 9718 provides redundancy on all major hardware components, as listed in Table 2.

Table 2 Redundancy details for MDS 9718

Component	Redundancy
Supervisors	1+1 redundancy
Power supplies	Grid redundancy
Fabrics	N+1 redundancy

High availability is implemented at the fabric level by using robust and high-performance ISLs. The port-channel capability allows you to aggregate up to 16 physical links into one logical bundle. The bundle can consist of any speed-matched ports in the chassis, which helps ensure that the bundle can remain active if a port, application-specific integrated circuit (ASIC), or module fails.

ISLs in a port channel can have different lengths. This capability is valuable in campus and metropolitan area network (MAN) environments because logical links can now be spread over multiple physical paths, which helps ensure uninterrupted connectivity even if one of the physical paths is disrupted. The MDS 9718 provides outstanding high availability, which helps ensure that solutions exceed the 99.999% uptime requirements of today's most demanding environments.

Business continuity

The MDS 9000 24/10-Port SAN Extension Module is supported on Cisco MDS 9700 Series Multilayer Directors. With 24 line-rate 2-, 4-, 8-, 10-, and 16-Gbps Fibre Channel ports and eight 1 and 10 Gigabit Ethernet Fibre Channel over IP (FCIP) ports, this module enables large and scalable deployment of SAN extension solutions. The SAN extension module has two independent service engines that can each be individually and incrementally enabled to scale as business requirements expand.

Business transformation with enterprise cloud deployment

Enterprise clouds provide organizations with elastic compute and network capabilities, which enable IT to scale up or scale down resources on an as-needed basis in a quick and cost-efficient manner. MDS 9718 meets the needs of enterprise clouds by providing the following features:

- ▶ Outstanding scalability and pay-as-you-grow flexibility
- ▶ Robust security for multi-tenant cloud applications
- ▶ Consistent high performance to meet stringent service-level agreements (SLAs)
- ▶ Resilient® connectivity for no-downtime cloud infrastructures
- ▶ Advanced traffic management capabilities, such as QoS, to quickly and cost-efficiently allocate elastic network capabilities to cloud applications

Cisco Data Center Network Manager for SAN (DCNM-SAN) provides resource monitoring and capacity planning on a per-virtual machine basis. This feature enables efficient, consolidated enterprise cloud deployments, federation of up to 10 Cisco DCNM servers for ease of management of large-scale clouds, and access to resource usage information

through Storage Management Initiative Specification (SMI-S)-based application programming interfaces (APIs) to deliver IT as a service. In addition, multihop FCoE provisions storage in a multiprotocol unified fabric.

Advanced traffic management

The MDS 9718 can be used to deploy and optimize large-scale fabrics more easily with the following features:

- ▶ Virtual output queue (VOQ): Helps ensure line-rate performance on each port, independent of traffic pattern, by eliminating head-of-line blocking.
- ▶ Up to 4095 buffer-to-buffer credits: Using extended credits, allows up to 4095 buffer credits for the DS-X9448-768K9 from a pool of more than 6000 buffer credits for a module. These credits can be allocated to ports as needed, which greatly extends the distance of Fibre Channel SANs. Alternatively, 4095 buffer credits can be assigned to an individual port for optimal bandwidth utilization across distance.
- ▶ Port Channels: Aggregate up to 16 physical ISLs into a single logical bundle, which provides optimized bandwidth utilization across all links. The bundle can consist of any speed-matched ports from any module in the chassis. This feature helps ensure that the bundle can remain active, even if there is a module failure. The MDS 9000 Family switch architecture helps ensure that frames can never be reordered within a switch.
- ▶ Fabric Shortest Path First (FSPF)-based multipathing: Intelligently load balance across up to 16 Fibre Channel or FCoE equal-cost paths and, if a switch failure occurs, dynamically reroute traffic.
- ▶ QoS: Manage bandwidth and control latency to prioritize critical traffic.

Ease of management

To meet the needs of all users, MDS 9718 supports management via Cisco NX-API, the Cisco MDS 9000 Family CLI, Cisco DCNM, and third-party storage management tools.

NX-API is a Representational State Transfer (REST) API-based framework for Cisco NX-OS. It provides output of CLIs in an easy-to-read XML or JavaScript Object Notation (JSON) format for simple scriptability. NX-API is considerably faster than Simple Network Management Protocol (SNMP) queries in terms of data collection time from a switch. It also can be used by DCNM and third-party management tools.

MDS 9718 also features a consistent, logical CLI. The Cisco MDS 9000 Family CLI is easy to learn and delivers broad management capabilities. It is an efficient and direct interface that is designed to streamline tasks in enterprise environments.

Cisco DCNM (formerly Cisco Fabric Manager) is an easy-to-use application that simplifies management across multiple switches and converged fabrics. Focused on supporting efficient operations and management of virtual machine-aware fabrics, Cisco DCNM provides a robust framework and rich feature set that meet the routing, switching, and storage administration needs of present and future virtualized data centers. It streamlines provisioning of the unified fabric and proactively monitors the SAN components. Cisco DCNM can also be used with third-party management applications.

The Cisco DCNM features provide the following benefits:

- ▶ End-to-end performance management of SAN networks
- ▶ Self-service provisioning of intelligent and scalable fabrics
- ▶ Centralized fabric management to facilitate resource movements, additions, and changes
- ▶ Proactive monitoring of SAN and detection of performance degradation
- ▶ Easier diagnosis and troubleshooting of data center outages
- ▶ Simplified operational management of virtualized data centers

- ▶ Intuitive, large-scale fabric visualization with domain views
- ▶ Fibre Channel slow-drain analysis and host-path redundancy
- ▶ Scale out architecture with the use of server-based federation
- ▶ Rule-based event notification and filtering
- ▶ RBAC to provide separation between network and storage teams

The MDS 9718 also supports power-on autoprovisioning (POAP) to automate software image upgrades and configuration file installation on newly deployed switches.

Comprehensive solution for robust security

The extensive security framework of MDS 9718 protects sensitive data that is crossing enterprise networks. It features intelligent, port-level packet inspection, including the use of access control lists (ACLs) for hardware enforcement of zones, VSANs, and advanced port security features.

VSANs are used to achieve greater security and stability by providing complete isolation of devices that are connected to the same physical SAN. IVR enables controlled sharing of resources between VSANs. In addition, FC-SP provides switch-to-switch and host-to-switch Diffie-Hellman Challenge Handshake Authentication Protocol (DH-CHAP) that supports RADIUS and TACACS+. This feature helps ensure that only authorized devices access protected storage networks. To further protect traffic within and between data centers, Cisco TrustSec Fibre Channel link encryption (available in the MDS 9700 Series 16 Gbps modules) allows you to transparently encrypt ISLs at up to line-rate speeds.

Advanced diagnostics and troubleshooting tools

Managing large-scale storage networks requires proactive diagnostics, tools to verify connectivity and route latency, and mechanisms for capturing and analyzing traffic. Comprehensive port-based and flow-based statistics enable sophisticated performance analysis and SLA accounting. In addition, integrated Call Home capability is provided for added reliability, faster problem resolution, and reduced service costs. With MDS 9718, IBM delivers a comprehensive toolset for troubleshooting, analysis, and debugging of storage networks.

POST and online diagnostics proactively monitor system health. You can identify the exact path and timing of flows with capabilities, such as Fibre Channel traceroute. You can capture network traffic by using Cisco Switched Port Analyzer (SPAN) and Remote SPAN (RSPAN). Then, you can analyze traffic with Cisco Fabric Analyzer, an embedded Fibre Channel analyzer. You can perform sophisticated performance analysis and SLA accounting by collecting port-based and flow-based statistics.

Convergence with multihop FCoE

FCoE allows an evolutionary approach to network and input/output (I/O) convergence. It can help you preserve all Fibre Channel constructs; maintain the latency, security, and traffic management attributes of Fibre Channel; and preserve investments in Fibre Channel tools, training, and SANs. MDS 9718 coexists invisibly in a unified fabric with any-to-any connectivity for Fibre Channel and FCoE.

Cisco MDS 9000 24/10-Port SAN Extension Module for Cisco MDS 9700 Series Multilayer Directors

The Cisco MDS 9000 24/10-Port SAN Extension Module provides a high-performance, flexible, unified platform for deploying enterprise-class disaster-recovery and business-continuation SAN extension solutions. See Figure 2.




Figure 2 MDS 9000 24/10-Port SAN Extension Module

The MDS 9000 24/10-Port SAN Extension Module is supported on Cisco MDS 9700 Series Multilayer Directors. With 24 line-rate 2-, 4-, 8-, 10-, and 16-Gbps Fibre Channel ports, and eight 1 and 10 Gigabit Ethernet Fibre Channel over IP (FCIP) ports, this module enables large and scalable deployment of SAN extension solutions. The SAN extension module has two independent service engines that can each be individually and incrementally enabled to scale as business requirements expand.

The SAN extension module supports the full range of services available on other Cisco MDS 9000 Family Fibre Channel switching modules, including virtual SAN (VSAN), security, and traffic management services. The FCIP module uses Cisco expertise and knowledge of IP networks to deliver outstanding SAN extension performance, reducing latency for disk and tape operations with FCIP acceleration features, including FCIP write acceleration and FCIP tape write and read acceleration.

Hardware-based encryption helps secure sensitive traffic with IP Security (IPsec), and hardware-based compression dramatically enhances performance for both high- and low-speed links, enabling immediate cost savings in expensive WAN infrastructure. Multiple FCIP interfaces within a single engine or across service engines can be grouped into a port channel of up to 16 links for high availability and increased aggregate throughput.

Main features and benefits

The MDS 9000 24/10-Port SAN Extension Module is designed for mission-critical enterprise storage networks that require secure, robust, cost-effective business-continuation services. The SAN extension module offers the following main features:

- ▶ FCIP for remote SAN extension:
 - Simplifies data-protection and business-continuation strategies by enabling backup, remote replication, and other disaster-recovery services over WAN distances using open standards FCIP tunneling.

- Optimizes utilization of WAN resources for backup and replication by enabling hardware-based compression, hardware-based encryption, FCIP write acceleration, and tape read and write acceleration for both FCIP and IBM FICON® over IP. The SAN extension module will support 4 tunnels per interface, and can scale up to 32 tunnels (4 tunnels x 8 1/10GE ports).
- Preserves MDS 9000 Family enhanced capabilities, including VSANs, advanced traffic management, and security, across remote connections.
- ▶ Integrated IP storage services in a high-density form factor: The module supports eight 1 and 10 Gigabit Ethernet ports. Individual ports can be configured with hot-swappable shortwave and longwave Small Form-Factor Pluggable (SFP) connections.
- ▶ Integrated hardware-based VSANs and Inter-VSAN Routing (IVR): The module enables deployment of large-scale multisite and heterogeneous SAN topologies. Integration into port-level hardware allows any port in a system or fabric to be partitioned into any VSAN. Integrated hardware-based IVR provides line-rate routing between any ports in a system or fabric without the need for external routing appliances.
- ▶ Intelligent network services: The module uses VSAN technology for hardware-enforced, isolated environments in a single physical fabric, access control lists (ACLs) for hardware-based intelligent frame processing, and advanced traffic management features, such as fabric-wide quality of service (QoS) to facilitate migration from SAN islands to enterprise-wide storage networks.
- ▶ Sophisticated diagnostics: The module provides intelligent diagnostics, protocol decoding, and network analysis tools, as well as integrated Cisco Call Home capability for greater reliability, faster problem resolution, and reduced service costs.
- ▶ Comprehensive network security framework: The module supports RADIUS and TACACS+, Fibre Channel Security Protocol (FC-SP), Secure File Transfer Protocol (SFTP), Secure Shell (SSH) Protocol, Simple Network Management Protocol Version 3 (SNMPv3) implementing the Advanced Encryption Standard (AES), VSANs, hardware-enforced zoning, ACLs, and per-VSAN role-based access control (RBAC).
RBAC provides separate control over management functions and access on a per-VSAN basis, enabling separation of duties among administrators on the same physical switch. Gigabit Ethernet (GbE) ports support IPsec authentication, data integrity, and hardware-assisted data encryption.
- ▶ IP Version 6 (IPv6) support: The module supports IPv6 as mandated by the US Department of Defense (DoD), Japan, and China. IPv6 support is provided for FCIP, and for management traffic routed in band and out of band.

Integrated FCIP for remote SAN and mainframe channel extension

Data-distribution, data-protection, and business-continuance services are significant components of today's information-centered businesses. The capability to efficiently replicate critical data on a global scale helps ensure a higher level of data protection for valuable corporate information, and it also increases utilization of backup resources and lowers total cost of storage ownership. The MDS 9000 24/10-Port SAN Extension Module uses the open-standards FCIP protocol to extend the distance of current Fibre Channel and FICON solutions, enabling interconnection of SAN islands over extended distances.

Advanced SAN extension features

The MDS 9000 24/10-Port SAN Extension Module supports hardware-based FCIP compression to increase the effective WAN bandwidth of SAN extension solutions. The module can deliver compression ratios in the range of 4:1 - 5:1 over a wide variety of data sources.

The SAN extension module supports AES 256 IPsec encryption for secure transmission of sensitive data over extended distances. Hardware enablement of IPsec helps ensure line-rate throughput. Together, hardware-based compression and hardware-based encryption provide a high-performance, highly secure SAN extension capability.

Additionally, the SAN extension module supports FCIP write acceleration, a feature that can significantly improve application performance when storage traffic is extended across long distances. When FCIP write acceleration is enabled, WAN throughput is optimized by reducing the latency of command acknowledgments.

VSANs

Well suited for efficient, secure SAN consolidation, ANSI T11-standard VSANs enable more efficient storage network utilization by creating hardware-based isolated environments with a single physical SAN fabric or switch. Each VSAN can be zoned as a typical SAN and maintained with its own fabric services for greater scalability and resilience. VSANs allow the cost of SAN infrastructure to be shared among more users, while helping ensure segregation of traffic and retaining independent control of configuration on a VSAN-by-VSAN basis.

Integrated SAN routing

In another step toward deployment of efficient, cost-effective, consolidated storage networks, the MDS 9000 24/10- Port SAN Extension Module supports IVR, the industry's first and most efficient routing function for Fibre Channel. IVR allows selective transfer of data between specific initiators and targets on different VSANs while maintaining isolation of control traffic within each VSAN.

With IVR, data can transit VSAN boundaries while maintaining control-plane isolation, thereby maintaining fabric stability and availability. IVR eliminates the need for external routing appliances, greatly increasing routing scalability while delivering line-rate routing performance, simplifying management, and eliminating the challenges associated with maintaining separate systems. IVR reduces the total cost of SAN ownership.

Advanced Traffic Management

The following advanced traffic management capabilities integrated into the MDS 9000 24/10-Port SAN Extension Module simplify deployment and optimization of large-scale fabrics:

- ▶ Virtual output queuing: Helps ensure line-rate performance on each port, independent of traffic pattern, by eliminating head-of-line blocking.
- ▶ Port channels: Allow users to aggregate up to 16 FCIP ISLs into a single logical bundle, providing optimized bandwidth utilization across all links. The bundle can consist of any speed-matched ports from any module in the chassis, helping ensure that the bundle can remain active even in the event of a module failure.

- ▶ Fabric Shortest Path First (FSPF)-based multipathing: Provides the intelligence to load-balance traffic across up to 16 equal-cost paths and, in the event of a switch failure, dynamically reroute traffic.
- ▶ QoS: Can be used to manage bandwidth and control latency, to prioritize critical traffic.
- ▶ Shaper: Rate limits the WAN bandwidth according to the maximum bandwidth configured for the FCIP tunnel.

Advanced diagnostics and troubleshooting tools

Management of large-scale storage networks requires proactive diagnostics, tools to verify connectivity and route latency, and mechanisms for capturing and analyzing traffic. The MDS 9000 Family integrates the industry's most advanced analysis and diagnostic tools. Power-on self-test (POST) and online diagnostics provide proactive health monitoring.

The MDS 9000 24/10-Port SAN Extension Module implements diagnostic capabilities, such as Fibre Channel Traceroute to detail the exact path and timing of flows, and Cisco Switched Port Analyzer (SPAN) to intelligently capture network traffic. The module also supports the SAN Extension Tuner (SET) tool, which helps you optimize FCIP performance by generating either direct-access (for magnetic disks) or sequential-access (for magnetic tape) Small Computer System Interface (SCSI) I/O commands, and directing this traffic to a specific virtual target.

You can specify the size of the test I/O transfers and the number of concurrent or serial I/O operations to generate while testing. The SET tool reports the resulting I/O operations per second (IOPS) and I/O latency, which helps you determine the number of concurrent I/O operations needed to get the best FCIP throughput.

After traffic has been captured, it can be analyzed with the Cisco Fabric Analyzer, an embedded Fibre Channel analyzer. Comprehensive port-based and flow-based statistics facilitate sophisticated performance analysis and service-level agreement (SLA) accounting. With the MDS 9000 Family, Cisco delivers a comprehensive tool set for troubleshooting and analyzing storage networks.

Comprehensive solution for robust network security

Addressing the need for fail-proof security in storage networks, the MDS 9000 24/10-Port SAN Extension Module offers an extensive security framework to protect highly sensitive data moving in today's enterprise networks. The module employs intelligent frame inspection at the port level, including the application of ACLs for hardware enforcement of zones, VSANs, and advanced port security features:

- ▶ Extended zoning capabilities restrict broadcasts to only the selected zones (broadcast zones).
- ▶ VSANs are used to achieve greater security and stability by providing complete isolation among devices that are connected to the same physical SAN.
- ▶ FC-SP provides switch-to-switch and host-to-switch Diffie-Hellman Challenge Handshake Authentication Protocol (DH-CHAP) authentication supporting RADIUS and TACACS+, to help ensure that only authorized devices can access protected storage networks.

Cisco MDS 9700 48-Port 32-Gbps Fibre Channel Switching Module

The Cisco MDS 9700 48-Port 32-Gbps Fibre Channel Switching Module (Figure 3) delivers predictable performance, scalability, and innovative features to support private and virtualized data centers. With industry-leading 768 line-rate 32-Gbps Fibre Channel ports per director, the 32-Gbps 48-port Fibre Channel switching module meets the high-performance needs for flash-memory and Non-Volatile Memory Express (NVMe) over Fibre Channel workloads. It offers innovative services including virtual machine awareness, on-board Fibre Channel analytics engine, E-port and F-port diagnostics, integrated VSANs, Inter-VSAN Routing (IVR), and port channels. It delivers full-duplex aggregate performance of 1536 Gbps, making it well suited for high-speed 32-Gbps storage subsystems, 32-Gbps Inter-Switch Links (ISLs), high-performance virtualized servers, and all-flash and NVMe arrays.




Figure 3 Cisco MDS 9700 48-Port 32-Gbps Fibre Channel Switching Module

The MDS 9700 48-Port 32-Gbps Fibre Channel Switching Module enables administrators to scale and consolidate SAN deployments with fewer hardware components. Your SAN administrators can consolidate workloads from hundreds of high-performance virtual machines and scale them with incremental updates as your SAN grows while protecting your existing investment.

This switching module ships with a built-in analytics engine. The engine can analyze real-time Fibre Channel exchanges and report on various metrics in detail, enabling comprehensive and timely monitoring of any potential performance problems among SAN edge devices. The on-board network processing unit (NPU) in the module allows I/O-level metrics to be computed at every switch. The NPU can monitor all flows on all ports at line rate. The NPU examines every exchange passing through the 32-Gbps application-specific integrated circuit (ASIC) to capture flow metrics such as exchange completion time, maximum number of outstanding exchanges, data access latency, read and write I/O operations per second (IOPS), throughput, logical unit number (LUN) access pattern (sequential or random), and I/O block sizes.

The switching module is hot swappable and compatible with 4-, 8-, 16-, and 32-Gbps Fibre Channel interfaces. This module also supports hot-swappable Enhanced Small Form-Factor Pluggable (SFP+) transceivers. Individual ports can be configured with Cisco 32-, 16-, and 8-Gbps SFP+ transceivers. Each port supports 500 buffer credits for exceptional extensibility without the need for additional licenses. With the Cisco Enterprise Package license, up to 8191 buffer credits can be allocated to an individual port, enabling full link bandwidth over long distances with no degradation in link utilization.

The 32-Gbps Fibre Channel switching module also provides existing features such as predictable performance, high availability, advanced traffic management capabilities, integrated VSAN and IVR, resilient high-performance ISLs, hardware-assisted slow-drain support, comprehensive security frameworks, fault detection and isolation of errored packets, and sophisticated diagnostics.

Main features

The Cisco MDS 9700 48-Port 32-Gbps Fibre Channel Switching Module offers the following main features:

- ▶ **Outstanding SAN performance:** The combination of the 32-Gbps Fibre Channel switching module and Fabric-1 crossbar switching modules enables up to 1.5 terabits per second (Tbps) of Fibre Channel throughput between the modules in each direction for each payload slot in the Cisco MDS 9700 Series Multilayer Directors. The MDS 9700 Series architecture, which is based on central arbitration and a crossbar fabric, provides 32-Gbps line-rate, nonblocking, predictable performance across all traffic conditions for every port in the chassis.
- ▶ **High availability:** The MDS 9700 Series directors provide outstanding availability and reliability. They are the industry's first director-class switches considered to support mission-critical workloads because they enable redundancy on all major components, including the fabric card. They also provide grid redundancy on the power supply and 1+1 redundant supervisors. Users can add a fabric card to enable N+1 fabric redundancy at 16-Gbps Fibre Channel speeds. See Table 1 on page 3.
- ▶ **Industry-leading scalability:** The MDS 9700 Series directors combine industry-leading scalability with performance to meet the needs of even the largest data center storage environments. The Cisco MDS 9718 Multilayer Director supports up to 48 Tbps of Fibre Channel system bandwidth and 768 2-, 4-, 8-, 16-, and 32-Gbps full line-rate autosensing Fibre Channel ports in a single chassis. The Cisco MDS 9710 Multilayer Director supports up to 24 Tbps of Fibre Channel system bandwidth and up to 384 2-, 4-, 8-, 16-, and 32-Gbps full line-rate autosensing Fibre Channel ports in a single chassis. The smaller Cisco MDS 9706 Multilayer Director supports up to 12 Tbps of Fibre Channel system bandwidth and 192 2-, 4-, 8-, 16-, and 32-Gbps full line-rate autosensing Fibre Channel ports in a single chassis. The MDS 9700 Series directors can support both the Cisco MDS 9700 48-Port 16-Gbps Fibre Channel Switching Module and the Cisco MDS 9700 48-Port 32-Gbps Fibre Channel Switching Module in the same chassis, providing compatibility with the customer's existing system.
- ▶ **Intelligent network services:** VSAN technology, access control lists (ACLs) for hardware-based intelligent frame processing, and fabricwide quality of service (QoS) enable migration from SAN islands to enterprise wide storage networks.
- ▶ **Fibre Channel Redirect (FC-Redirect):** FC-Redirect infrastructure provides the capability to redirect a flow to a specific service engine in the fabric to provide intelligent services such as Cisco Data Mobility Manager and Cisco MDS 9000 I/O Accelerator.
- ▶ **Integrated hardware-based VSANs and IVR:** VSANs are integrated into port-level hardware so that any port in a system or fabric can be assigned to any VSAN. The IVR provides line-rate routing between any ports in a system or fabric without the need for external routing appliances.
- ▶ **Intelligent storage services:** The MDS 9700 Series directors support intelligent service capabilities on other Cisco MDS 9000 Family switches to provide services such as acceleration of storage applications for data replication and backup.

- ▶ **Smart Zoning:** When the Smart Zoning feature is enabled, MDS 9700 Series fabrics provision the hardware ACL entries, specified by the zone set, more efficiently. This feature helps prevent superfluous entries that may allow servers (initiators) to talk to other servers or allow storage devices (targets) to talk to other storage devices. This feature makes feasible larger zones with multiple initiators and multiple targets without excessive consumption of hardware resources. Smart Zones can correspond to applications, application clusters, hypervisor clusters, and other data center entities, saving the time that administrators previously spent creating many small zones and enabling automation of zoning tasks.
- ▶ **Virtual machine transparency:** The MDS 9700 Series provides deterministic hardware performance and a comprehensive feature set that allows virtual machines to have the same SAN attributes as a physical server. On a per-virtual machine basis, Cisco NX-OS Software offers VSANs, QoS policies, access control, performance monitoring, and data protection to promote the scalability and mobility of virtual machines. Cisco Prime Data Center Network Manager (DCNM) enables rapid troubleshooting in mission-critical virtualized environments by providing end-to-end visibility from the virtual machine to storage with resource allocation, performance measurements, and predictions available on a per-virtual machine basis.
- ▶ **Comprehensive security:** The MDS 9700 Series devices supports services including VSANs, hardware-enforced zoning, ACLs, per-VSAN role-based access control (RBAC), and Cisco TrustSec Fibre Channel link encryption. The comprehensive security framework consists of RADIUS and TACACS+, Fibre Channel Security Protocol (FC-SP), Secure File Transfer Protocol (SFTP), Secure Shell (SSH) Protocol, and Simple Network Management Protocol Version 3 (SNMPv3). The Cisco TrustSec Fibre Channel link encryption delivers transparent, hardware-based 32-Gbps line-rate Advanced Encryption Standard (AES) 128-bit encryption of Fibre Channel data on 32-Gbps Fibre Channel switching modules.
- ▶ **Resilient high-performance ISLs:** The MDS 9700 Series 32-Gbps Fibre Channel switching modules support high-performance ISLs consisting of 32-Gbps secure Fibre Channel. Fibre Channel switching modules also support port-channel technology for additional scalability and resilience. Administrators can group up to 16 links spanning any port on any module in a chassis into a logical link. Administrators can also allocate up to 8191 buffer-to-buffer credits to a single Fibre Channel port, providing industry-leading extension of storage networks to up to 4000 kilometers at 4 Gbps, 2000 kilometers at 8 Gbps, 1000 kilometers at 16 Gbps, and 500 kilometers at 32 Gbps, while maintaining full link utilization. The MDS 9700 Series switch architecture helps ensure that frames are never reordered within a switch, leading to optimal application performance because end devices never have to use resources to reorder the frames.
- ▶ **Sophisticated diagnostics:** The MDS 9700 48-Port 32-Gbps Fibre Channel Switching Module provides intelligent diagnostics, protocol decoding, E-port diagnostics, and network analysis tools along with an integrated Cisco Call Home capability for greater reliability, faster problem resolution, and reduced service costs.
- ▶ **Compatibility:** The MDS 9700 48-Port 32-Gbps Fibre Channel Switching Module can co-exist with previous-generation supported modules on the MDS 9700 Series director.
- ▶ **Investment protection:** The MDS 9700 48-Port 32-Gbps Fibre Channel Switching Module can easily be inserted into existing MDS 9700 Series directors without any effect on operations. Existing 16-Gbps customers can transparently move to 32-Gbps speeds without the need for a major equipment upgrade. Cisco continues its tradition of providing multiple generations of speeds (16 Gbps FC, 32 Gbps FC, 10 GbE Fibre Channel over Ethernet (FCoE), and 40 GbE) on the same chassis, providing customers with exceptional investment protection for their existing systems.

Main benefits

The Cisco MDS 9700 48-Port 32-Gbps Fibre Channel Switching Module offers the following main benefits:

- ▶ Lower total cost of ownership (TCO) with SAN consolidation: With the exponential growth of data in today's business environment, organizations need to deploy large-scale SANs in the most efficient and cost-effective ways. To meet scalability requirements while managing TCO, the MDS 9700 Series directors offer the following features:
 - Industry-leading port density of line-rate 32-Gbps Fibre Channel ports per chassis
 - 1.5-Tbps Fibre Channel performance per slot
 - Up to 48-Tbps front-panel Fibre Channel line-rate nonblocking system-level switching
 - Exceptional capabilities with intelligent fabric services
 - VSANs for consolidating individual physical SAN islands while maintaining logical boundaries
 - IVR for sharing resources across VSANs
 - Built-in network processing unit for inline analytics

These features enable the consolidation of an organization's data assets into fewer, larger, and more manageable SANs, thus reducing the hardware footprint and associated capital and operating expenses:

- ▶ Enterprise-class availability: The MDS 9700 Series was specifically designed from the beginning for high-availability and mission-critical environments. Beyond meeting the basic requirements of nondisruptive software upgrades and redundancy of all critical hardware components, the MDS 9700 Series software architecture offers outstanding greater than five-nines availability.
- ▶ Virtual machine-aware SAN deployment: The growing adoption of server virtualization in data centers increases the number of hosts attached to the SAN, places higher workloads on the SAN, and requires more storage, thereby increasing the need for SAN services. The Cisco VMLinux technology, part of Cisco Prime DCNM, provides end-to-end visibility from the virtual machines to the storage devices. Resource allocation, performance measurements, and predictions are available on a per-virtual machine basis to enable rapid troubleshooting in mission-critical virtualized environments.
- ▶ Advanced traffic management: The following advanced traffic management capabilities, integrated into every MDS 9700 48-Port 32-Gbps Fibre Channel Switching Module, simplify deployment and optimization of large-scale fabrics:
 - The virtual output queue (VOQ) helps ensure line-rate performance on each port, independent of traffic pattern, by eliminating head-of-line blocking.
 - Up to 8191 buffer-to-buffer credits can be assigned to any individual port for optimal bandwidth utilization across distances.
 - Port channels allow up to 16 physical ISLs to be aggregated into a single logical bundle, providing optimized bandwidth utilization across all links. The bundle can be a mix of any port from any module in the chassis. This approach helps ensure that the bundle can remain active even if a module fails.
 - Fabric Shortest Path First (FSPF)-based multipathing provides the intelligence to load-balance across up to 16 equal-cost paths and dynamically reroute traffic if a switch fails.
 - QoS helps manage bandwidth and control latency to prioritize critical traffic and is available on every port.

- The lossless network-wide in-order delivery guarantee helps ensure that frames are never reordered within a switch. This guarantee extends across the entire multiswitch fabric, assuming that the fabric is stable and no topology changes are made.
- Advanced diagnostics and troubleshooting tools: The MDS 9700 Series integrates proactive diagnostics, tools to verify connectivity and route latency and to capture and analyze traffic, thereby simplifying the management of large-scale storage networks. The power-on self-test (POST) and online diagnostics provide proactive health monitoring. Starting with Cisco MDS 9000 NX-OS Software Release 6.2, the powerful Cisco Generic Online Diagnostics (GOLD) framework replaces the Cisco Online Health Management System (OHMS) diagnostic framework on the new MDS 9700 Series Multilayer Director chassis. GOLD is a suite of diagnostic facilities that verify whether the hardware and internal data paths are operating as designed. Boot-time diagnostics, continuous monitoring, standby fabric loopback tests, and on-demand and scheduled tests are part of the GOLD feature set. This industry-leading diagnostics subsystem enables rapid fault isolation and continuous system monitoring, which are critical features in today's continuously operating environments.
- Integrated hardware functions support diagnostic capabilities such as Fibre Channel traceroute to identify the exact path and timing of flows, and Cisco Switched Port Analyzer (SPAN) and Remote SPAN (RSPAN) to intelligently capture network traffic. The captured Fibre Channel traffic can be analyzed with the embedded Cisco Fabric Analyzer. Comprehensive port-based and flow-based statistics enable sophisticated performance analysis and service-level agreement (SLA) accounting.
- Comprehensive solution for robust security: Addressing the need for stringent security in storage networks, the MDS 9700 Series 32-Gbps Fibre Channel line card offers an extensive security framework to protect the highly sensitive data crossing today's enterprise networks. The MDS 9700 Series employs intelligent packet inspection at the port level, including the application of ACLs for hardware enforcement of zones, VSANs, and advanced port security features. VSANs are used to achieve greater security and stability by providing complete isolation of devices that are connected to the same physical SAN. IVR enables controlled sharing of resources between VSANs.
- In addition, FC-SP1 provides switch-to-switch and host-to-switch Diffie-Hellman Challenge Handshake Authentication Protocol (DH CHAP) authentication supporting RADIUS or TACACS+ to help ensure that only authorized devices access protected storage networks. Cisco TrustSec1 Fibre Channel link encryption, available on the MDS 9700 Series 32-Gbps modules, allows you to transparently encrypt ISLs at up to line-rate speeds, providing an additional layer of protection for traffic within and between data centers. The MDS 9700 Series supports a fabric binding feature that helps ensure that ISLs are enabled only between specified switches in the fabric binding configuration.
- Integrated mainframe support: The MDS 9700 Series is mainframe ready, with full support for Fibre Connection (FICON) for IBM z Systems® and Linux environments. The MDS 9700 Series supports transport of the FICON protocol in both cascaded and noncascaded fabrics. It also supports a mix of FICON and open-systems Fibre Channel Protocol (FCP) traffic on the same switch.

Product specifications

The specifications for the MDS 9718 are listed in Table 3.

Table 3 Specifications

Feature	Description
Product compatibility	Cisco MDS 9000 Family
Software compatibility	Cisco MDS NX-OS Software Release 7.3.0.D1.1 or later
Operating systems	For most current and complete information, see the IBM System Storage® Interoperation Center (SSIC): https://www.ibm.com/systems/support/storage/ssic
Optional features	<ul style="list-style-type: none">▶ MDS 9000 24/10-port SAN Extension Module (3650)▶ 24-port 40-Gbps FCoE Switching Module (Feature Code 3640)▶ 48-port 10-Gbps FCoE Switching Module (Feature Code 3620)▶ 48-port 16-Gbps Fibre Channel Switching Module (Feature Code 3648)▶ MDS 9700 48-Port 32-Gbps Fibre Channel Switching Module (3649)▶ MDS 9700 48-Port 32-Gbps Fibre Channel Switching Module Bundle (3645)▶ MDS 9700 Enterprise Package (7610)▶ MDS 9700 DCNM SAN Advanced Edition (7611)▶ Small form-factor pluggables (SFPs)▶ MDS 9700 3000W AC power supply (5960)▶ Fans
Indicators	<ul style="list-style-type: none">▶ Power supply LED▶ FAN LED▶ Supervisor LED▶ Fabric LED▶ Line-card module LED

Feature	Description
Protocols	<ul style="list-style-type: none"> ▶ Fibre Channel standards ▶ FC-PH, Revision 4.3 (ANSI INCITS 230-1994) ▶ FC-PH, Amendment 1 (ANSI INCITS 230-1994/AM1-1996) ▶ FC-PH, Amendment 2 (ANSI INCITS 230-1994/AM2-1999) ▶ FC-PH-2, Revision 7.4 (ANSI INCITS 297-1997) ▶ FC-PH-3, Revision 9.4 (ANSI INCITS 303-1998) ▶ FC-PI, Revision 13 (ANSI INCITS 352-2002) ▶ FC-PI-2, Revision 10 (ANSI INCITS 404-2006) ▶ FC-PI-3, Revision 4 (ANSI INCITS 460-2011) ▶ FC-PI-4, Revision 8 (ANSI INCITS 450-2008) ▶ FC-PI-5, Revision 6 (ANSI INCITS 479-2011) ▶ FC-FS, Revision 1.9 (ANSI INCITS 373-2003) ▶ FC-FS-2, Revision 1.01 (ANSI INCITS 424-2007) ▶ FC-FS-2, Amendment 1 (ANSI INCITS 424-2007/AM1-2007) ▶ FC-FS-3, Revision 1.11 (ANSI INCITS 470-2011) ▶ FC-LS, Revision 1.62 (ANSI INCITS 433-2007) ▶ FC-LS-2, Revision 2.21 (ANSI INCITS 477-2011) ▶ FC-SW-2, Revision 5.3 (ANSI INCITS 355-2001) ▶ FC-SW-3, Revision 6.6 (ANSI INCITS 384-2004) ▶ FC-SW-4, Revision 7.5 (ANSI INCITS 418-2006) ▶ FC-SW-5, Revision 8.5 (ANSI INCITS 461-2010) ▶ FC-GS-3, Revision 7.01 (ANSI INCITS 348-2001) ▶ FC-GS-4, Revision 7.91 (ANSI INCITS 387-2004) ▶ FC-GS-5, Revision 8.51 (ANSI INCITS 427-2007) ▶ FC-GS-6, Revision 9.4 (ANSI INCITS 463-2010) ▶ FCP, Revision 12 (ANSI INCITS 269-1996) ▶ FCP-2, Revision 8 (ANSI INCITS 350-2003) ▶ FCP-3, Revision 4 (ANSI INCITS 416-2006) ▶ FCP-4, Revision 2b (ANSI INCITS 481-2011) ▶ FC-SB-2, Revision 2.1 (ANSI INCITS 349-2001) ▶ FC-SB-3, Revision 1.6 (ANSI INCITS 374-2003) ▶ FC-SB-3, Amendment 1 (ANSI INCITS 374-2003/AM1-2007) ▶ FC-SB-4, Revision 3.0 (ANSI INCITS 466-2011) ▶ FC-SB-5, Revision 2.00 (ANSI INCITS 485-2014) ▶ FC-BB-6, Revision 2.00 (ANSI INCITS 509-2014) ▶ FC-BB-2, Revision 6.0 (ANSI INCITS 372-2003) ▶ FC-BB-3, Revision 6.8 (ANSI INCITS 414-2006) ▶ FC-BB-4, Revision 2.7 (ANSI INCITS 419-2008) ▶ FC-BB-5, Revision 2.0 (ANSI INCITS 462-2010) ▶ FC-VI, Revision 1.84 (ANSI INCITS 357-2002) ▶ FC-SP, Revision 1.8 (ANSI INCITS 426-2007) ▶ FC-SP-2, Revision 2.71 (ANSI INCITS 496-2012) ▶ FAIS, Revision 1.03 (ANSI INCITS 432-2007) ▶ FAIS-2, Revision 2.23 (ANSI INCITS 449-2008) ▶ FC-IFR, Revision 1.06 (ANSI INCITS 475-2011) ▶ FC-FLA, Revision 2.7 (INCITS TR-20-1998) ▶ FC-PLDA, Revision 2.1 (INCITS TR-19-1998) ▶ FC-Tape, Revision 1.17 (INCITS TR-24-1999) ▶ FC-MI, Revision 1.92 (INCITS TR-30-2002) ▶ FC-MI-2, Revision 2.6 (INCITS TR-39-2005) ▶ FC-MI-3, Revision 1.03 (INCITS TR-48-2012)

Feature	Description
Protocols (continued)	<ul style="list-style-type: none"> ▶ FC-DA, Revision 3.1 (INCITS TR-36-2004) ▶ FC-DA-2, Revision 1.06 (INCITS TR-49-2012) ▶ FC-MSQS, Revision 3.2 (INCITS TR-46-2011) ▶ Fibre Channel classes of service: Class 2, Class 3, and Class F ▶ Fibre Channel standard port types: E, F, FL, and B ▶ Fibre Channel enhanced port types: SD, ST, and TE ▶ FCoE standard port types: VE and VF ▶ IEEE 802.1Qbb-2011: Priority-based flow control (PFC) ▶ IEEE 802.3db-2011: MAC address control frame for priority-based flow control ▶ IEEE 802.1Qaz-2011: Enhanced transmission selection for bandwidth sharing between traffic classes (ETS and DCBX) ▶ IP over Fibre Channel (RFC 2625) ▶ IPv6, IPv4, and Address Resolution Protocol (ARP) over Fibre Channel (RFC 4338) ▶ Extensive IETF-standards-based TCP/IP, SNMPv3, and remote monitoring (RMON) MIBs
Chassis slot configuration	<ul style="list-style-type: none"> ▶ Line-card slots: 16 ▶ Supervisor slots: 2 ▶ Crossbar switching fabric slots: 6 ▶ Fan trays: 3 fan trays at the back of the chassis ▶ Power supply bays: 16
Performance and scalability	<ul style="list-style-type: none"> ▶ Up to 48-Tbps front-panel Fibre Channel switching bandwidth and 42 Tbps of FCoE bandwidth ▶ Supported Fibre Channel port speeds: <ul style="list-style-type: none"> – 2/4/8 Gbps autosensing, optionally configurable – 4/8-Gbps autosensing, optionally configurable – 4/8/16 Gbps autosensing, optionally configurable – 8/16/32-Gbps autosensing, optionally configurable – 10 Gbps Fibre Channel ▶ Buffer credits: 48-port line-rate 16 Gbps advanced Fibre Channel modules: <ul style="list-style-type: none"> – Up to 500 per port (dedicated-mode ports) standard – Up to 4095 on an individual port (dedicated-mode ports with optional Cisco MDS 9700 Enterprise Package license activated) ▶ Buffer credits: 48-port line-rate 32-Gbps Fibre Channel module <ul style="list-style-type: none"> – Default credits per port: 500 – With Enterprise license, 8300 shared among a single port group of 16 ports ▶ Ports per chassis (one of the following): Up to 768 2/4/8 Gbps, 4/8 Gbps, 4/8/16 Gbps, 8/16/32 Gbps, 10 Gbps Fibre Channel, or 10 Gbps FCoE ports; or up to 384 40 Gbps FCoE ports ▶ Ports per rack: Up to 1152 2/4/8 Gbps, 4/8/16 Gbps, or 10 Gbps Fibre Channel ports ▶ Port channel: Up to 16 ports (the channel can span any speed-matched port on any module in the chassis)

Feature	Description
Features and functions	
Fabric services	<ul style="list-style-type: none"> ▶ Name server ▶ Registered State Change Notification (RSCN) ▶ Login services ▶ Fabric configuration server (FCS) ▶ Broadcast ▶ In-order delivery
Advanced functions	<ul style="list-style-type: none"> ▶ VSAN ▶ IVR ▶ PortChannel with multipath load balancing ▶ QoS: flow- and zone-based ▶ N-port ID virtualization
Diagnostics and troubleshooting tools	<ul style="list-style-type: none"> ▶ POST diagnostics ▶ Online diagnostics ▶ Internal port loopbacks ▶ SPAN and RSPAN ▶ Fibre Channel traceroute ▶ Fibre Channel ping ▶ Fibre Channel debug ▶ Fabric Analyzer ▶ Syslog ▶ Online system health ▶ Port-level statistics ▶ Real-Time Protocol Debug
Network security	<ul style="list-style-type: none"> ▶ VSANs ▶ ACLs ▶ Per-VSAN RBAC ▶ Fibre Channel zoning: <ul style="list-style-type: none"> – N-port Worldwide Name (WWN) – N-port FC-ID – Fx-port WWN – Fx-port WWN and interface index – Fx-port domain ID and interface index – Fx-port domain ID and port number ▶ FC-SP: <ul style="list-style-type: none"> – DH-CHAP switch-switch authentication – DH-CHAP host-switch authentication ▶ Port security and fabric binding ▶ Management access: <ul style="list-style-type: none"> – SSHv2 implementing Advanced Encryption Standard (AES) – SNMPv3 implementing AES – SFTP ▶ Cisco TrustSec Fibre Channel link encryption
Serviceability	<ul style="list-style-type: none"> ▶ Configuration file management ▶ Nondisruptive software upgrades for Fibre Channel interfaces ▶ Cisco Call Home ▶ Power-management LEDs ▶ Port beaconing ▶ System LEDs ▶ SNMP traps for alerts ▶ Network boot

Feature	Description
Reliability and availability	<ul style="list-style-type: none"> ▶ Online, nondisruptive software upgrades ▶ Stateful nondisruptive supervisor module failover ▶ Hot-swappable redundant supervisor modules ▶ Hot-swappable redundant fabric modules ▶ Hot-swappable 2 N redundant power ▶ Hot-swappable fan trays with integrated temperature and power management ▶ Hot-swappable Enhanced Small Form-Factor Pluggable (SFP+) optics (2/4/8/10/16 Gbps Fibre Channel and 10-Gigabit Ethernet) ▶ Hot-swappable switching modules ▶ Stateful process restart ▶ Any module, any port configuration for port channels ▶ Fabric-based multipathing ▶ Per-VSAN fabric services ▶ Online diagnostics ▶ Port tracking ▶ Virtual Routing Redundancy Protocol (VRRP) for management
Network management	<ul style="list-style-type: none"> ▶ Access methods through Cisco MDS 9700 Series Supervisor-1E Module: <ul style="list-style-type: none"> – Out-of-band 10/100/1000 Ethernet port – RS-232 serial console port – In-band IP over Fibre Channel ▶ Access methods through Cisco MDS 9700 Series Fibre Channel switching module ▶ Access protocols: <ul style="list-style-type: none"> – CLI using console and Ethernet ports – SNMPv3 using Ethernet port and in-band IP over Fibre Channel access ▶ Distributed device alias service ▶ Network security: <ul style="list-style-type: none"> – Per-VSAN RBAC using RADIUS-based and TACACS+-based authentication, authorization, and accounting (AAA) functions – SFTP – SSHv2 implementing AES – SNMPv3 implementing AES ▶ Management applications: <ul style="list-style-type: none"> – Cisco MDS 9000 Family CLI – Cisco DCNM
Programming interface	<ul style="list-style-type: none"> ▶ REST API-based NXAPI ▶ Scriptable CLI ▶ Cisco DCNM web services API ▶ Cisco DCNM GUI

Feature	Description
Approvals and compliance	<ul style="list-style-type: none"> ► Safety compliance: <ul style="list-style-type: none"> – CE Marking – UL 60950 – CAN/CSA-C22.2 No. 60950 – EN 60950 – IEC 60950 – AS/NZS 3260 – IEC60825 – EN60825 – 21 CFR 1040 ► EMC compliance: <ul style="list-style-type: none"> – FCC Part 15 (CFR 47) Class A – ICES-003 Class A – EN 55022 Class A – CISPR 22 Class A – AS/NZS 3548 Class A – VCCI Class A – EN 55024 – EN 50082-1 – EN 61000-6-1 – EN 61000-3-2 – EN 61000-3-3

The switching capability per fabric is listed in Table 4.

Table 4 Switching capability per fabric

Number of fabric cards	Front-Panel Fibre Channel bandwidth per slot	FCoE bandwidth per slot
1	256 Gbps	220 Gbps
2	512 Gbps	440 Gbps
3	768 Gbps	660 Gbps
4	1024 Gbps	880 Gbps
5	1280 Gbps	1100 Gbps
6	1536 Gbps	1320 Gbps

The physical, electrical, and environmental specifications are listed in Table 5.

Table 5 Physical, electrical, and environmental specifications

Item	Description
Power and cooling	<ul style="list-style-type: none"> ▶ Power supplies (3000 W ac): <ul style="list-style-type: none"> – Input: 100 - 240 V ac nominal ($\pm 10\%$ for full range), 16 A nominal, 50 - 60 Hz nominal (± 3 Hz for full range) – Output: 1451 W 50 V $\pm 4\%$/28 A, 3.4 V $\pm 4\%$/15 A (100 - 120 V ac input), 3051 W 50 V $\pm 4\%$/60 A, and 3.4 V $\pm 4\%$/15 A (200 - 240 V ac input) ▶ Air flow: The MDS 9718 provides 30 - 100 cubic feet per minute (CFM) total flow through each line-card slot, depending on the line-card type and fan-speed setting. <p>With the MDS 9718 using front-to-back cold-aisle and hot-aisle air flow, Cisco recommends that you maintain a minimum air space of 17.78 cm (7 inches) between walls, such as in a cabinet, on the sides, and on the top and bottom of the chassis. The chassis front air vents need a clearance of 30.48 cm (12 inches), and the back air vents need a clearance of 91.44 cm (36 inches) from a solid obstruction, such as a solid wall.</p>
Environmental	<ul style="list-style-type: none"> ▶ Temperature, ambient operating: 0 - 40°C (32 - 104°F) ▶ Temperature, ambient nonoperating, and storage: -40 - 70°C (-40 - 158°F) ▶ Relative humidity, ambient (noncondensing) operating: 10 - 90% ▶ Relative humidity, ambient (noncondensing) nonoperating and storage: 10 - 95% ▶ Altitude, operating: -60 - 2000 m (-197 - 6500 ft.)
Physical dimensions (H x W x D)	<ul style="list-style-type: none"> ▶ Chassis dimensions (26 rack units [26RU]): 114.9 x 43.9 x 88.9 cm (45.25 x 17.3 x 35 in.) ▶ Cisco MDS 9700 48-Port 32-Gbps Fibre Channel Switching Module: 4.4 x 40.39 x 55.37 cm (1.75 x 15.9 x 21.8 in.) ▶ Cisco MDS 9700 48-Port 16-Gbps Fibre Channel Switching Module: 4.4 x 40.39 x 55.37 cm (1.75 x 15.9 x 21.8 in.) ▶ Power supply (3000 W ac): 55.98 x 10.03 x 4.06 cm (22.04 x 3.95 x 1.6 in.) ▶ Power supply (3000 W dc): 59.79 x 10.03 x 4.06 cm (23.54 x 3.95 x 1.6 in.) ▶ Fabric-1 module: 82.3 x 5.13 x 25.96 cm (32.40 x 2.02 x 10.22 in.) ▶ Supervisor-1E module: 5.18 x 20.17 x 55.5 cm (2.04 x 7.94 x 21.85 in.) ▶ Fan tray: 91.87 x 13.08 x 4.75 cm (36.17 x 5.15 x 1.87 in.) ▶ SFP+: 1.25 x 1.36 x 5.65 cm (0.49 x 0.54 x 2.22 in.)
Weight	<ul style="list-style-type: none"> ▶ Chassis (includes fans): 136 kg (300 lb) ▶ 48-port 16 Gbps Fibre Channel line card: 7.71 kg (17 lb) ▶ 48-port 32 Gbps Fibre Channel line card: 7.94 kg (17.5 lb) ▶ Power supply (3000 W ac): 2.7 kg (6 lb) ▶ Fabric-1 module: 9.07 kg (20 lb) ▶ Supervisor-1E module: 3.86 kg (8.5 lb) ▶ Fan tray: 5.76 kg (12.7 lb) ▶ Supervisor blank cover: 0.5 kg (1.1 lb) ▶ Line-card blank cover: 2.04 kg (4.5 lb)

Specifications for the MDS 9000 24/10-Port SAN Extension Module

Table 6 lists the specifications for the MDS 9000 24/10-Port SAN Extension Module.

Table 6 Specifications for the MDS 9000 24/10-Port SAN Extension Module

Item	Description
Product compatibility	Cisco MDS 9000 Family
Software compatibility	Cisco MDS 9000 NX-OS Software 7.3(0)DY(1)
Protocols	<p>Fibre Channel standards:</p> <ul style="list-style-type: none"> ▶ FC-PH, Revision 4.3 (ANSI INCITS 230-1994) ▶ FC-PH, Amendment 1 (ANSI INCITS 230-1994/AM1-1996) ▶ FC-PH, Amendment 2 (ANSI INCITS 230-1994/AM2-1999) ▶ FC-PH-2, Revision 7.4 (ANSI INCITS 297-1997) ▶ FC-PH-3, Revision 9.4 (ANSI INCITS 303-1998) ▶ FC-PI, Revision 13 (ANSI INCITS 352-2002) ▶ FC-PI-2, Revision 10 (ANSI INCITS 404-2006) ▶ FC-PI-3, Revision 4 (ANSI INCITS 460-2011) ▶ FC-PI-4, Revision 8 (ANSI INCITS 450-2008) ▶ FC-PI-5, Revision 6 (ANSI INCITS 479-2011) ▶ FC-FS, Revision 1.9 (ANSI INCITS 373-2003) ▶ FC-FS-2, Revision 1.01 (ANSI INCITS 424-2007) ▶ FC-FS-2, Amendment 1 (ANSI INCITS 424-2007/AM1-2007) ▶ FC-FS-3, Revision 1.11 (ANSI INCITS 470-2011) ▶ FC-LS, Revision 1.62 (ANSI INCITS 433-2007) ▶ FC-LS-2, Revision 2.21 (ANSI INCITS 477-2011) ▶ FC-SW-2, Revision 5.3 (ANSI INCITS 355-2001) ▶ FC-SW-3, Revision 6.6 (ANSI INCITS 384-2004) ▶ FC-SW-4, Revision 7.5 (ANSI INCITS 418-2006) ▶ FC-SW-5, Revision 8.5 (ANSI INCITS 461-2010) ▶ FC-GS-3, Revision 7.01 (ANSI INCITS 348-2001) ▶ FC-GS-4, Revision 7.91 (ANSI INCITS 387-2004) ▶ FC-GS-5, Revision 8.51 (ANSI INCITS 427-2007) ▶ FC-GS-6, Revision 9.4 (ANSI INCITS 463-2010) ▶ FCP, Revision 12 (ANSI INCITS 269-1996) ▶ FCP-2, Revision 8 (ANSI INCITS 350-2003) ▶ FCP-3, Revision 4 (ANSI INCITS 416-2006) ▶ FCP-4, Revision 2b (ANSI INCITS 481-2011) ▶ FC-SB-2, Revision 2.1 (ANSI INCITS 349-2001) ▶ FC-SB-3, Revision 1.6 (ANSI INCITS 374-2003) ▶ FC-SB-3, Amendment 1 (ANSI INCITS 374-2003/AM1-2007) ▶ FC-SB-4, Revision 3.0 (ANSI INCITS 466-2011) ▶ FC-SB-5, Revision 2.00 (ANSI INCITS 485-2014) ▶ FC-BB-6, Revision 2.00 (ANSI INCITS 509-2014) ▶ FC-BB-2, Revision 6.0 (ANSI INCITS 372-2003) ▶ FC-BB-3, Revision 6.8 (ANSI INCITS 414-2006) ▶ FC-BB-4, Revision 2.7 (ANSI INCITS 419-2008) ▶ FC-BB-5, Revision 2.0 (ANSI INCITS 462-2010) ▶ FC-VI, Revision 1.84 (ANSI INCITS 357-2002) ▶ FC-SP, Revision 1.8 (ANSI INCITS 426-2007) ▶ FC-SP-2, Revision 2.71 (ANSI INCITS 496-2012) ▶ FAIS, Revision 1.03 (ANSI INCITS 432-2007) ▶ FAIS-2, Revision 2.23 (ANSI INCITS 449-2008) ▶ FC-IFR, Revision 1.06 (ANSI INCITS 475-2011) ▶ FC-FLA, Revision 2.7 (INCITS TR-20-1998)

Item	Description
Protocols (continued)	<ul style="list-style-type: none"> ▶ FC-PLDA, Revision 2.1 (INCITS TR-19-1998) ▶ FC-Tape, Revision 1.17 (INCITS TR-24-1999) ▶ FC-MI, Revision 1.92 (INCITS TR-30-2002) ▶ FC-MI-2, Revision 2.6 (INCITS TR-39-2005) ▶ FC-MI-3, Revision 1.03 (INCITS TR-48-2012) ▶ FC-DA, Revision 3.1 (INCITS TR-36-2004) ▶ FC-DA-2, Revision 1.06 (INCITS TR-49-2012) ▶ FC-MSQS, Revision 3.2 (INCITS TR-46-2011) ▶ Fibre Channel classes of service: Class 2, Class 3, and Class F ▶ Fibre Channel standard port types: E, F, FL, and B ▶ Fibre Channel enhanced port types: SD, ST, and TE ▶ IP over Fibre Channel (RFC 2625) ▶ IPv6, IPv4, and Address Resolution Protocol (ARP) over Fibre Channel (RFC 4338) ▶ Extensive IETF-standards based TCP/IP, SNMPv3, and remote monitoring (RMON) MIBs <p>IP standards:</p> <ul style="list-style-type: none"> ▶ RFC 791 IPv4 ▶ RFC 793 and 1323 TCP ▶ RFC 894 IP/Ethernet ▶ RFC 1041 IP/802 ▶ RFC 792, 950, and 1256 Internet Control Message Protocol (ICMP) ▶ RFC 1323 TCP performance enhancements ▶ RFC 2338 Virtual Router Redundancy Protocol (VRRP) ▶ RFC 2460 and 4291 IPv6 ▶ RFC 2463 ICMPv6 ▶ RFC 2461 and 2462 IPv6 neighbor discovery and stateless autoconfiguration ▶ RFC 2464 IPv6/Ethernet ▶ RFC 3643 and 3821 FCIP <p>Ethernet standards:</p> <ul style="list-style-type: none"> ▶ IEEE 802.3z Gigabit Ethernet ▶ IEEE 802.1Q VLAN <p>IPsec standards:</p> <ul style="list-style-type: none"> ▶ RFC 2401 Security Architecture for IP ▶ RFC 2403 and 2404 Hash Message Authentication Code (HMAC) ▶ RFC 2405, 2406, and 2451 IP Encapsulating Security Payload (ESP) ▶ RFC 2407 and 2408 Internet Security Association and Key Management Protocol (ISAKMP) ▶ RFC 2412 OAKLEY Key Determination Protocol ▶ RFC 3566, 3602, and 3686 AES <p>Internet Key Exchange (IKE) standards:</p> <ul style="list-style-type: none"> ▶ RFC 2409 IKEv1 ▶ IKEv2, draft
Cards, ports, and slots	24 x fixed 2/4/8/10/16-Gbps Fibre Channel ports, 8 x 1/10 Gigabit Ethernet ports

Item	Description
Features and Functions	
Fabric services	<ul style="list-style-type: none"> ▶ Name server ▶ Registered state change notification (RSCN) ▶ Login services ▶ Cisco Fabric Configuration Server (FCS) ▶ Private loop ▶ Public loop ▶ Translative loop ▶ Broadcast ▶ In-order delivery
Advanced functions	<ul style="list-style-type: none"> ▶ VSAN ▶ IVR ▶ Port channel with multipath load balancing ▶ Flow-based and zone-based QoS ▶ Hardware-based compression for MAN and WAN data ▶ Hardware-based encryption ▶ Hardware-based data integrity ▶ FCIP disk write acceleration ▶ FCIP tape read and write acceleration
Diagnostics and troubleshooting tools	<ul style="list-style-type: none"> ▶ POST diagnostics ▶ Online diagnostics ▶ Internal port loopbacks ▶ SPAN and remote SPAN ▶ Fibre Channel Traceroute ▶ Fibre Channel Ping ▶ Fibre Channel Debug ▶ Cisco Fabric Analyzer ▶ Syslog ▶ Online system health ▶ Port-level statistics ▶ Real-Time Protocol (RTP) debug
Network security	<p>VSANs</p> <p>ACLs</p> <p>Per-VSAN RBAC</p> <p>Fibre Channel zoning:</p> <ul style="list-style-type: none"> ▶ N-port worldwide name (WWN) ▶ N-port FC-ID ▶ Fx-port WWN ▶ Fx-port WWN and interface index ▶ Fx-port domain ID and interface index ▶ Fx-port domain ID and port number ▶ Logical unit number (LUN) ▶ Read-only ▶ Broadcast <p>FC-SP:</p> <ul style="list-style-type: none"> ▶ DH-CHAP switch-to-switch authentication ▶ DH-CHAP host-to-switch authentication <p>Port security and fabric binding</p> <p>IPsec for FCIP</p> <p>IKEv1 and v2</p> <p>Management access:</p> <ul style="list-style-type: none"> ▶ SSH v2 implementing AES ▶ SNMPv3 implementing AES ▶ SFTP

Item	Description
Serviceability	<ul style="list-style-type: none"> ► Configuration file management ► Nondisruptive software upgrades for Fibre Channel interfaces ► Call Home ► Power-management LEDs ► Port beaconing ► System LED ► SNMP traps for alerts ► Network boot
Performance	<ul style="list-style-type: none"> ► Port speed: Fibre Channel 2/4/8/10/16 Gbps, FCIP 1/10/40 Gigabit Ethernet ► Port channels: Up to 16 FCIP links ► FCIP tunnels: Up to 4 per port
Reliability and availability	<ul style="list-style-type: none"> ► Hot-swappable module ► Hot-swappable SFP optics ► Online diagnostics ► Stateful process restart ► Nondisruptive supervisor failover ► Any module, any port configuration for port channels ► Fabric-based multipathing ► Per-VSAN fabric services ► Port tracking ► VRRP for management and FCIP
Network management	<p>Access methods through Cisco MDS 9700 Series Supervisor Module:</p> <ul style="list-style-type: none"> ► Out-of-band 10/100/1000 Ethernet port (Supervisor-1 Module) ► Out-of-band 10/100/1000 Ethernet port (Supervisor-2 Module) ► RS-232 serial console port (RJ45 form factor) ► In-band IP-over-Fibre Channel <p>Access protocols:</p> <ul style="list-style-type: none"> ► Command-line interface (CLI) through console and Ethernet ports ► SNMPv3 through Ethernet port and in-band IP-over-Fibre Channel access ► Storage Networking Industry Association (SNIA) Storage Management Initiative Specification (SMI-S) <p>Distributed device alias service</p> <p>Network security:</p> <ul style="list-style-type: none"> ► Per-VSAN RBAC using RADIUS- and TACACS+-based authentication, authorization, and accounting (AAA) functions ► SFTP ► SSHv2 implementing AES ► SNMPv3 implementing AES <p>Management applications:</p> <ul style="list-style-type: none"> ► Cisco MDS 9000 Family CLI ► Cisco Data Center Network Manager ► Cisco Device Manager
Programming interfaces	<ul style="list-style-type: none"> ► Cisco Fabric Manager GUI ► Cisco Device Manager GUI

Item	Description
Environmental	<ul style="list-style-type: none"> ▶ Temperature, ambient operating: 0 - 40°C (32 - 104°F) ▶ Temperature, ambient nonoperating and storage: -40 - 70°C (-40 - 158°F) ▶ Relative humidity, ambient (noncondensing) operating: 5 - 90% ▶ Relative humidity, ambient (noncondensing) nonoperating and storage: 5 - 95% ▶ Altitude, operating: -60 - 2000m (-197 - 6500 ft.)
Physical dimensions	<ul style="list-style-type: none"> ▶ Dimensions (H x W x D): 4.4 x 40.39 x 55.37 cm (1.75 x 15.9 x 21.8 in.); Occupies one slot in a Cisco MDS 9700 Series ▶ Weight: 7.71 kg (17 lb)
Approvals and compliance	<p>Safety compliance:</p> <ul style="list-style-type: none"> ▶ CE Marking ▶ UL 60950 ▶ CAN/CSA-C22.2 No. 60950 ▶ EN 60950 ▶ IEC 60950 ▶ TS 001 ▶ AS/NZS 3260 ▶ IEC60825 ▶ EN60825 ▶ 21 CFR 1040 <p>EMC compliance:</p> <ul style="list-style-type: none"> ▶ FCC Part 15 (CFR 47) Class A ▶ ICES-003 Class A ▶ EN 55022 Class A ▶ CISPR 22 Class A ▶ AS/NZS 3548 Class A ▶ VCCI Class A ▶ EN 55024 ▶ EN 50082-1 ▶ EN 61000-6-1 ▶ EN 61000-3-2 ▶ EN 61000-3-3

Specifications for the MDS 9700 48-Port 32-Gbps Fibre Channel Switching Module

Table 7 lists the specifications for the MDS 9700 48-Port 32-Gbps Fibre Channel Switching Module.

Table 7 Specifications for the MDS 9700 48-Port 32-Gbps Fibre Channel Switching Modules

Item	Description
Product compatibility	Cisco MDS 9700 Series Multilayer Directors
Software compatibility	Cisco MDS 9000 NX-OS Software Release NX-OS 8.1(1)
Protocols	<ul style="list-style-type: none"> ► Fibre Channel standards: <ul style="list-style-type: none"> – FC-PH, Revision 4.3 (ANSI INCITS 230-1994) – FC-PH, Amendment 1 (ANSI INCITS 230-1994/AM1-1996) – FC-PH, Amendment 2 (ANSI INCITS 230-1994/AM2-1999) – FC-PH-2, Revision 7.4 (ANSI INCITS 297-1997) – FC-PH-3, Revision 9.4 (ANSI INCITS 303-1998) – FC-PI, Revision 13 (ANSI INCITS 352-2002) – FC-PI-2, Revision 10 (ANSI INCITS 404-2006) – FC-PI-3, Revision 4 (ANSI INCITS 460-2011) – FC-PI-4, Revision 8 (ANSI INCITS 450-2008) – FC-PI-5, Revision 6 (ANSI INCITS 479-2011) – FC-FS, Revision 1.9 (ANSI INCITS 373-2003) – FC-FS-2, Revision 1.01 (ANSI INCITS 424-2007) – FC-FS-2, Amendment 1 (ANSI INCITS 424-2007/AM1-2007) – FC-FS-3, Revision 1.11 (ANSI INCITS 470-2011) – FC-LS, Revision 1.62 (ANSI INCITS 433-2007) – FC-LS-2, Revision 2.21 (ANSI INCITS 477-2011) – FC-SW-2, Revision 5.3 (ANSI INCITS 355-2001) – FC-SW-3, Revision 6.6 (ANSI INCITS 384-2004) – FC-SW-4, Revision 7.5 (ANSI INCITS 418-2006) – FC-SW-5, Revision 8.5 (ANSI INCITS 461-2010) – FC-GS-3, Revision 7.01 (ANSI INCITS 348-2001) – FC-GS-4, Revision 7.91 (ANSI INCITS 387-2004) – FC-GS-5, Revision 8.51 (ANSI INCITS 427-2007) – FC-GS-6, Revision 9.4 (ANSI INCITS 463-2010) – FCP, Revision 12 (ANSI INCITS 269-1996)

Item	Description
Protocols (continued)	<ul style="list-style-type: none"> ▶ Fibre Channel standards (continued): <ul style="list-style-type: none"> – FCP-2, Revision 8 (ANSI INCITS 350-2003) – FCP-3, Revision 4 (ANSI INCITS 416-2006) – FCP-4, Revision 2b (ANSI INCITS 481-2011) – FC-SB-2, Revision 2.1 (ANSI INCITS 349-2001) – FC-SB-3, Revision 1.6 (ANSI INCITS 374-2003) – FC-SB-3, Amendment 1 (ANSI INCITS 374-2003/AM1-2007) – FC-SB-4, Revision 3.0 (ANSI INCITS 466-2011) – FC-SB-5, Revision 2.00 (ANSI INCITS 485-2014) – FC-BB-6, Revision 2.00 (ANSI INCITS 509-2014) – FC-BB-2, Revision 6.0 (ANSI INCITS 372-2003) – FC-BB-3, Revision 6.8 (ANSI INCITS 414-2006) – FC-BB-4, Revision 2.7 (ANSI INCITS 419-2008) – FC-BB-5, Revision 2.0 (ANSI INCITS 462-2010) – FC-VI, Revision 1.84 (ANSI INCITS 357-2002) – FC-SP, Revision 1.8 (ANSI INCITS 426-2007) – FC-SP-2, Revision 2.71 (ANSI INCITS 496-2012) – FAIS, Revision 1.03 (ANSI INCITS 432-2007) – FAIS-2, Revision 2.23 (ANSI INCITS 449-2008) – FC-IFR, Revision 1.06 (ANSI INCITS 475-2011) – FC-FLA, Revision 2.7 (INCITS TR-20-1998) – FC-PLDA, Revision 2.1 (INCITS TR-19-1998) – FC-Tape, Revision 1.17 (INCITS TR-24-1999) – FC-MI, Revision 1.92 (INCITS TR-30-2002) – FC-MI-2, Revision 2.6 (INCITS TR-39-2005) – FC-MI-3, Revision 1.03 (INCITS TR-48-2012) – FC-DA, Revision 3.1 (INCITS TR-36-2004) – FC-DA-2, Revision 1.06 (INCITS TR-49-2012) – FC-MSQS, Revision 3.2 (INCITS TR-46-2011) ▶ Fibre Channel classes of service: Class 2, Class 3, and Class F ▶ Fibre Channel standard port types: E, F, FL, and B ▶ Fibre Channel enhanced port types: SD, ST, and TE
Cards, ports, and slots	<ul style="list-style-type: none"> ▶ 48 autosensing 4/8-Gbps or 4/8/16-Gbps or 8/16/32-Gbps Fibre Channel ports ▶ Can be used on any payload slot of the MDS 9700 Series directors
Features and functions	
Fabric services	<ul style="list-style-type: none"> ▶ Name server ▶ Registered state-change notification (RSCN) ▶ Login services ▶ Fabric configuration server (FCS) ▶ Public loop ▶ Broadcast ▶ In-order delivery
Advanced functions	<ul style="list-style-type: none"> ▶ VSAN ▶ IVR ▶ Port channel with multipath load balancing ▶ Flow-based and zone-based QoS ▶ N-port ID virtualization (NPIV) ▶ Inline analytics

Item	Description
Diagnostics and troubleshooting tools	<ul style="list-style-type: none"> ▶ POST diagnostics ▶ Online diagnostics ▶ Internal port loopbacks ▶ SPAN and RSPAN ▶ Fibre Channel traceroute ▶ Fibre Channel ping ▶ Fibre Channel debug ▶ Cisco Fabric Analyzer ▶ Syslog ▶ Online system health ▶ Port-level statistics ▶ Real-time protocol debug ▶ E-port and F-port diagnostics
Network security	<ul style="list-style-type: none"> ▶ VSANs ▶ ACLs ▶ Per-VSAN RBAC ▶ Fibre Channel zoning: <ul style="list-style-type: none"> – N-port Worldwide Name (WWN) – N-port Fibre Channel ID (FC-ID) – Fx-port WWN – Fx-port WWN and interface index – Fx-port domain ID and interface index – Fx-port domain ID and port number – LUN ▶ FC-SP:^a <ul style="list-style-type: none"> – DH-CHAP switch-to-switch authentication – DH-CHAP host-to-switch authentication ▶ Port security and fabric binding ▶ Management access: <ul style="list-style-type: none"> – SSHv2 implementing AES – SNMPv3 implementing AES – SFTP ▶ Cisco TrustSec1Fibre Channel link-level encryption: <ul style="list-style-type: none"> – SSHv2 implementing AES
Serviceability	<ul style="list-style-type: none"> ▶ Configuration file management ▶ Nondisruptive software upgrades for Fibre Channel interfaces ▶ Cisco Call Home ▶ Power-management LEDs ▶ Port beaconing ▶ System LED ▶ SNMP traps for alerts ▶ Network boot
Performance	<ul style="list-style-type: none"> ▶ Port speed: 4/8-Gbps, 4/8/16-Gbps, and 8/16/32-Gbps autosensing Fibre Channel ▶ Buffer credits: <ul style="list-style-type: none"> – Default credits per port: 500 – With Enterprise license <ul style="list-style-type: none"> • 8300 shared among a single port group of 16 ports • 8191 maximum credits per port ▶ Port channel: Up to 16 ports

Item	Description
Reliability and availability	<ul style="list-style-type: none"> ▶ Hot-swappable module ▶ Hot-swappable SFP+ transceivers ▶ Online diagnostics ▶ Stateful process restart ▶ Nondisruptive supervisor failover ▶ Any-module, any-port configuration for port channels ▶ Fabric-based multipathing ▶ Per-VSAN fabric services ▶ Port tracking ▶ Virtual Routing Redundancy Protocol (VRRP) for management
Network management	<ul style="list-style-type: none"> ▶ Access methods through MDS 9700 Series Supervisor-1 Module: <ul style="list-style-type: none"> – Out-of-band 10/100/1000 Ethernet port (Supervisor-1) – RS-232 serial console port – In-band IP over Fibre Channel ▶ Access methods through MDS 9700 Series Fibre Channel switching module: <ul style="list-style-type: none"> – In-band FICON Control Unit Port (CUP) over any IBM System Z FICON channel ▶ Access protocols: <ul style="list-style-type: none"> – Command-line interface (CLI) through console and Ethernet ports – SNMPv3 through Ethernet port and in-band IP over Fibre Channel access – FICON CUP ▶ Distributed Device Alias service ▶ Network security: <ul style="list-style-type: none"> – Per-VSAN RBAC using RADIUS- and TACACS+-based authentication, authorization, and accounting (AAA) functions – SFTP – SSHv2 implementing AES – SNMPv3 implementing AES ▶ Management applications: <ul style="list-style-type: none"> – Cisco MDS 9000 Family CLI – Cisco Fabric Manager – Cisco Device Manager
Programming interfaces	<ul style="list-style-type: none"> ▶ Scriptable CLI ▶ Cisco Prime DCNM web services API ▶ Cisco Prime DCNM GUI ▶ Representational state transfer (REST) API
Environmental	<ul style="list-style-type: none"> ▶ Temperature, ambient operating: 0 - 40°C (32 - 104°F) ▶ Temperature, ambient nonoperating and storage: -40 - 70°C (-40 - 158°F) ▶ Relative humidity, ambient (noncondensing) operating: 10 - 90% ▶ Relative humidity, ambient (noncondensing) nonoperating and storage: 10 - 95% ▶ Altitude, operating: -60 - 2000m (-197 - 6500 ft)
Physical dimensions	<ul style="list-style-type: none"> ▶ Dimensions (H x W x D): 4.4 x 40.39 x 55.37 cm (1.75 x 15.9 x 21.8 in.) ▶ Weight: 7.94 kg (17.5 lb)

Item	Description
Approvals and compliance	<ul style="list-style-type: none"> ▶ Regulatory compliance: <ul style="list-style-type: none"> – CE Markings per directives 2004/108/EC and 2006/95/EC ▶ Safety compliance: <ul style="list-style-type: none"> – UL 60950-1 Second Edition – CAN/CSA-C22.2 No. 60950-1 Second Edition – EN 60950-1 Second Edition – IEC 60950-1 Second Edition – AS/NZS 60950-1 – GB4943 2001 ▶ EMC compliance: <ul style="list-style-type: none"> – 47CFR Part 15 (CFR 47) Class A – AS/NZS CISPR22 Class A – CISPR22 Class A – EN55022 Class A – ICES003 Class A – VCCI Class A – EN61000-3-2 – EN61000-3-3 – KN22 Class A – CNS13438 Class A – EN55024 – CISPR24 – EN300386 – KN24

a. Supported only for 4- and 8-Gbps speeds, 2 Gbps is not supported

Table 8 lists supported Cisco optics, media, and transmission distances.

Table 8 Supported Cisco optics, media, and transmission distances

Speed	Media	Distance
<ul style="list-style-type: none"> ▶ 32-Gbps shortwave LC, SFP+ ▶ 32-Gbps longwave, LC, SFP+ ▶ 16-Gbps shortwave, LC, SFP+ ▶ 16-Gbps longwave, LC, SFP+ ▶ 8-Gbps shortwave, LC, SFP+ ▶ 8-Gbps longwave, LC, SFP+ 	<ul style="list-style-type: none"> ▶ 50/125-micron multimode ▶ 9/125-micron single mode ▶ 50/125-micron multimode ▶ 9/125-micron single mode ▶ 50/125-micron multimode ▶ 9/125-micron single mode 	<ul style="list-style-type: none"> ▶ 70 m OM3 and 100 m OM4 ▶ 10 km ▶ 100 m OM3 and 125 m OM4 ▶ 10 km ▶ 150m OM3 and 190 m OM4 ▶ 10 km

Specifications for the MDS 9000 48-Port 16-Gbps Fibre Channel Switching Modules

Table 9 lists the product specifications for the Cisco MDS 9700 Series 48-port 16-Gbps Fibre Channel Switching Module.

Table 9 Specifications for Cisco MDS 9700 Series 48-port 16-Gbps Fibre Channel Switching Module

Feature	Description
Product compatibility	Cisco MDS 9700 Series
Software compatibility	Cisco MDS NX-OS Software Release 6.2.3 or later. NX-OS 6.2.5 is recommended.
Cards, ports, and slots	<ul style="list-style-type: none"> ▶ 48 autosensing 2/4/8 Gbps or 4/8/16 Gbps Fibre Channel ports ▶ 48 autosensing 10 Gbps Fibre Channel ports
Fabric services	<ul style="list-style-type: none"> ▶ Name server ▶ Registered state change notification (RSCN) ▶ Login services ▶ Fabric Configuration Server (FCS) ▶ Public loop ▶ Broadcast ▶ In-order delivery
Advanced functions	<ul style="list-style-type: none"> ▶ VSAN ▶ IVR ▶ PortChannel with Multipath Load Balancing ▶ Flow-based and zone-based QoS ▶ NPIV ▶ Local switching with centralized arbitration
Diagnostic and troubleshooting tools	<ul style="list-style-type: none"> ▶ POST diagnostic tests ▶ Online diagnostic tests ▶ Internal port loopbacks ▶ SPAN and RSPAN ▶ Fibre Channel Traceroute ▶ Fibre Channel Ping ▶ Fibre Channel Debug ▶ Cisco Fabric Analyzer ▶ Syslog ▶ Online system health ▶ Port-level statistics ▶ Real-Time Protocol Debug

Feature	Description
Network security	<ul style="list-style-type: none"> ▶ VSANs ▶ ACLs ▶ Per-VSAN RBAC ▶ Fibre Channel zoning: <ul style="list-style-type: none"> – N-port Worldwide Name (WWN) – N-port Fibre Channel ID (FC-ID) – Fx-port WWN – Fx-port WWN and interface index – Fx-port domain ID and interface index – Fx-port domain ID and port number – Logical unit number (LUN) ▶ FC-SP: <ul style="list-style-type: none"> – Diffie-Hellman Challenge Handshake Authentication Protocol (DH-CHAP) switch-to-switch authentication – DH-CHAP host-to-switch authentication ▶ Port Security and Fabric Binding ▶ Management access: <ul style="list-style-type: none"> – SSHv2 implementing AES – SNMPv3 implementing AES – SFTP
Serviceability	<ul style="list-style-type: none"> ▶ Configuration file management ▶ Nondisruptive software upgrades for Fibre Channel interfaces ▶ Call Home ▶ Power-management LEDs ▶ Port beaconing ▶ System LED ▶ SNMP traps for alerts ▶ Network boot
Performance	<ul style="list-style-type: none"> ▶ Port speed: 2/4/8/16 Gbps autosensing, optionally configurable for 10 Gbps Fibre Channel ▶ Buffer credits: Up to 500 per port and up to 4095 on an individual port (with optional Enterprise Package license activated) ▶ PortChannel: Up to 16 ports
Reliability and availability	<ul style="list-style-type: none"> ▶ Hot-swappable module ▶ Hot-swappable SFP/SFP+ transceivers ▶ Online diagnostic tests ▶ Stateful Process Restart ▶ Nondisruptive Supervisor Failover ▶ Any module, any port configuration for PortChannels ▶ Fabric-based multipathing ▶ Per-VSAN fabric services ▶ Port Tracking ▶ VRRP for management

Feature	Description
Network management	<ul style="list-style-type: none"> ▶ Access methods through Cisco MDS 9700 Series Supervisor module: <ul style="list-style-type: none"> – Out-of-band 10/100 Ethernet port (Supervisor-1) – Out-of-band 10/100/1000 Ethernet port (Supervisor-1) – RS-232 serial console port – In-band IP over Fibre Channel ▶ Access protocols: <ul style="list-style-type: none"> – CLI through console and Ethernet ports – SNMPv3 through Ethernet port and in-band IP over Fibre Channel access ▶ Distributed Device Alias service ▶ Network security: <ul style="list-style-type: none"> – Per-VSAN RBAC by using RADIUS- and TACACS+-based AAA functions – SFTP – SSHv2 implementing AES – SNMPv3 implementing AES ▶ Management applications: <ul style="list-style-type: none"> – Cisco MDS 9000 Family CLI – Cisco Fabric Manager – Cisco Device Manager – CiscoWorks Resource Manager Essentials (RME) and Device Fault Manager (DFM)
Programming interfaces	<ul style="list-style-type: none"> ▶ Scriptable CLI ▶ Cisco DCNM-SAN Essentials ▶ Cisco DCNM-SAN Advanced
Physical dimensions	Dimensions (H x W x D): 4.4 x 40.39 x 55.37 cm (1.75 x 15.9 x 21.8 in.) Weight: 7.71 kg (17 lbs)

Table 10 lists the product specifications for the Cisco MDS 9700 Series 48-port 10-Gbps Fibre Channel over Ethernet (FCoE) Switching Module.

Table 10 Specifications for MDS 9700 Series 48-port 10-Gbps FCoE Switching Module

Feature	Description
Product compatibility	Cisco MDS 9700 Series Multilayer Directors
Software compatibility	Requires Cisco MDS NX-OS Release 6.2(7) or later
Ports	48 fixed autosensing 10 Gbps FCoE ports
Slots	Can be used on any payload slot of the MDS 9700 Series directors
Fabric services	<ul style="list-style-type: none"> ▶ Name server ▶ RSCN ▶ Login services ▶ Cisco Fabric Configuration Server (FCS) ▶ Public loop ▶ Broadcast ▶ In-order delivery
Advanced capabilities	VSAN PortChannel with multipath load balancing QoS: Flow based and zone based

Feature	Description
Diagnostic and troubleshooting tools	<ul style="list-style-type: none"> ▶ POST diagnostic tests ▶ Online diagnostic tests ▶ Fibre Channel ping ▶ Fibre Channel debug ▶ Cisco Fabric Analyzer ▶ Syslog ▶ Online system health ▶ Port-level statistics ▶ Real-Time Transport Protocol (RTP) debug ▶ Online Health Monitoring System (OHMS) or Cisco Generic Online Diagnostics (GOLD) ▶ Enhanced Small Form-Factor Pluggable (SFP+) digital diagnostic tests
Security	<ul style="list-style-type: none"> ▶ VSANs ▶ ACLs ▶ Per-VSAN role-based access control (RBAC) ▶ Fibre Channel zoning ▶ Port security and fabric binding ▶ Cisco Switched Port Analyzer (SPAN) ▶ Management access: <ul style="list-style-type: none"> – Secure Shell (SSH) Protocol Version 2 (v2) implementing Advanced Encryption Standard (AES) – Simple Network Management Protocol (SNMP) Version 3 implementing AES – Secure FTP (SFTP)
Serviceability	<ul style="list-style-type: none"> ▶ Nondisruptive, concurrent code load and activation ▶ Configuration file management ▶ Nondisruptive software upgrades ▶ Cisco Call Home ▶ Power-management LEDs ▶ Port beaconing ▶ System LED ▶ SNMP traps for alerts ▶ Network boot
Performance	<ul style="list-style-type: none"> ▶ Port speed: 10 Gbps fixed bandwidth ▶ PortChannel: Up to 16 ports
Reliability and availability	<ul style="list-style-type: none"> ▶ Hot-swappable module ▶ Hot-swappable SFP optics ▶ Online diagnostic tests ▶ Stateful process restart ▶ Nondisruptive supervisor failover ▶ Any module, any port configuration for PortChannels ▶ Fabric-based multipathing ▶ Per-VSAN fabric services ▶ Port tracking

Feature	Description
Network management	<ul style="list-style-type: none"> ▶ Access methods through Cisco MDS 9700 Series supervisor module: <ul style="list-style-type: none"> – Out-of-band 10/100/1000 Ethernet port (Supervisor-2A) – RS-232 serial console port – In-band IPFC – DB-9 COM port ▶ Access protocols: <ul style="list-style-type: none"> – Command-line interface (CLI) by console and Ethernet ports – SNMPv3 by Ethernet port and in-band IPFC access – Storage Networking Industry Association (SNIA) SMI-S ▶ Network security: <ul style="list-style-type: none"> – Per-VSAN RBAC by using RADIUS-based and TACACS+-based authentication, authorization, and accounting (AAA) functions – SFTP – SSHv2 implementing AES – SNMPv3 implementing AES ▶ Management applications: <ul style="list-style-type: none"> – Cisco MDS 9000 Family CLI – Cisco Data Center Network Manager (DCNM) for SAN – Cisco Device Manager – CiscoWorks Resource Manager Essentials (RME) and Device Fault Manager (DFM)
Programming interfaces	<ul style="list-style-type: none"> ▶ Scriptable CLI ▶ Cisco DCNM for SAN GUI ▶ Cisco Device Manager GUI
Environmental	<ul style="list-style-type: none"> ▶ Temperature, ambient operating: 0 - 40°C (32 - 104°F) ▶ Temperature, ambient nonoperating and storage: -40 - 70°C (-40 - 158°F) ▶ Relative humidity, ambient (noncondensing) operating: 5 - 90% ▶ Relative humidity, ambient (noncondensing) nonoperating and storage: 5 - 95% ▶ Altitude, operating: -60 - 2000 m (-197 - 6500 ft)
Physical dimensions	<ul style="list-style-type: none"> ▶ Dimensions (H x W x D): 4.4 x 40.39 x 55.37 cm (1.75 x 15.9 x 21.8 in.) ▶ Occupies one slot in a Cisco MDS 9700 Series chassis ▶ Weight: 7.7 kg (17.0 lb)
Power	Typical: 400 watts (W)

Feature	Description
Approvals and compliance	<ul style="list-style-type: none"> ▶ Safety compliance: <ul style="list-style-type: none"> – CE marking – UL 60950 – CAN/CSA-C22.2 No. 60950 – EN 60950 – IEC 60950 – TS 001 – AS/NZS 3260 – IEC60825 – EN60825 – 21 CFR 1040 ▶ EMC compliance: <ul style="list-style-type: none"> – FCC Part 15 (CFR 47) Class A – ICES-003 Class A – EN 55022 Class A – CISPR 22 Class A – AS/NZS 3548 Class A – VCCI Class A – KN22 Class A – CNS13438 Class A – CISPR24 – EN 55024 – EN 50082-1 – EN 61000-6-1 – EN 61000-3-2 – EN 61000-3-3 – EN300 386

Table 11 lists the product specifications for the Cisco MDS 9700 Series 24-port 40-Gbps Fibre Channel over Ethernet (FCoE) Switching Module.

Table 11 Specifications for MDS 700 Series 24-port 40-Gbps FCoE Switching Module'

Feature	Description
Product compatibility	Cisco MDS 9700 Series Multilayer Directors
Software compatibility	Requires Cisco MDS 9000 NX-OS Software Release 7.3.0.D1.1 or later

Feature	Description
Fibre Channel and FCoE protocols	<p>Fibre Channel standards:</p> <ul style="list-style-type: none"> ▶ FC-BB-5, Revision 2.0 (ANSI INCITS 462-2010) ▶ FC-BB-4, Revision 2.7 (ANSI INCITS 419-2008) ▶ FC-BB-3, Revision 6.8 (ANSI INCITS 414-2006) ▶ FC-BB-2, Revision 6.0 (ANSI INCITS 372-2003) ▶ FC-FS-3, Revision 1.11 (ANSI INCITS 470-2011) ▶ FC-FS-2, Revision 1.01 (ANSI INCITS 424-2007) ▶ FC-FS-2, Amendment 1 (ANSI INCITS 424-2007/AM1-2007) ▶ FC-FS, Revision 1.9 (ANSI INCITS 373-2003) ▶ FC-LS-2, Revision 2.21 (ANSI INCITS 477-2011) ▶ FC-LS, Revision 1.62 (ANSI INCITS 433-2007) ▶ FC-SW-5, Revision 8.5 (ANSI INCITS 461-2010) ▶ FC-SW-4, Revision 7.5 (ANSI INCITS 418-2006) ▶ FC-SW-3, Revision 6.6 (ANSI INCITS 384-2004) ▶ FC-SW-2, Revision 5.3 (ANSI INCITS 355-2001) ▶ FC-GS-6, Revision 9.4 (ANSI INCITS 463-2010) ▶ FC-GS-5, Revision 8.51 (ANSI INCITS 427-2007) ▶ FC-GS-4, Revision 7.91 (ANSI INCITS 387-2004) ▶ FC-GS-3, Revision 7.01 (ANSI INCITS 348-2001) ▶ FCP-4, Revision 2 ▶ FCP-3, Revision 4 (ANSI INCITS 416-2006) ▶ FCP-2, Revision 8 (ANSI INCITS 350-2003) ▶ FCP, Revision 12 (ANSI INCITS 269-1996) ▶ FC-SB-4, Revision 3.0 (ANSI INCITS 466-2011) ▶ FC-SB-3, Revision 1.6 (ANSI INCITS 374-2003) ▶ FC-SB-3, Amendment 1 (ANSI INCITS 374-2003/AM1-2007) ▶ FC-SB-2, Revision 2.1 (ANSI INCITS 349-2001) ▶ FC-VI, Revision 1.84 (ANSI INCITS 357-2002) ▶ FC-SP, Revision 1.8 (ANSI INCITS 426-2007) ▶ FAIS-2, Revision 2.23 (ANSI INCITS 449-2008) ▶ FAIS, Revision 1.03 (ANSI INCITS 432-2007) ▶ FC-IFR, Revision 1.06 (ANSI INCITS 475-2011) ▶ FC-MI-2, Revision 2.6 (INCITS TR-39-2005) ▶ FC-MI, Revision 1.92 (INCITS TR-30-2002) ▶ FC-DA, Revision 3.1 (INCITS TR-36-2004) ▶ FC-FLA, Revision 2.7 (INCITS TR-20-1998) ▶ FC-PLDA, Revision 2.1 (INCITS TR-19-1998) ▶ FC-Tape, Revision 1.17 (INCITS TR-24-1999)

Feature	Description
Fibre Channel and FCoE protocols (continued):	<p>Fibre Channel features:</p> <ul style="list-style-type: none"> ▶ T11 standards-compliant FCoE ▶ T11 FCoE Initialization Protocol (FIP) ▶ FCoE forwarder (FCF) ▶ Multihop FCoE with virtual Ethernet (VE) port support ▶ Converged Enhanced Ethernet (CEE) interoperability ▶ Direct attachment of FCoE targets ▶ Class of service: Classes 2, 3, and F ▶ Fibre Channel enhanced port types: VE, TE, and VF ▶ F-port trunking ▶ F-port channeling ▶ VSANs ▶ Fibre Channel port channel ▶ VSAN trunking ▶ Fabric Device Management Interface (FDMI) ▶ Fibre Channel ID (FCID) persistence ▶ Distributed device alias services ▶ In-order delivery ▶ Port tracking ▶ N-port virtualization (NPV) ▶ N-port ID virtualization (NPIV) ▶ Fabric services: Name server, registered state change notification (RSCN), login services, and name-server zoning ▶ Per-VSAN fabric services ▶ Cisco Fabric Services ▶ Fabric Shortest Path First (FSPF) ▶ Diffie-Hellman Challenge Handshake Authentication Protocol (DH-CHAP) and Fibre Channel Security Protocol (FC-SP) ▶ Host-to-switch and switch-to-switch FC-SP authentication ▶ Fabric binding for Fibre Channel ▶ Port security ▶ Standard zoning ▶ Domain and port zoning ▶ Enhanced zoning ▶ Cisco Fabric Analyzer ▶ Fibre Channel traceroute ▶ Fibre Channel ping ▶ Fibre Channel debugging ▶ Cisco Fabric Manager support ▶ Storage Management Initiative Specification (SMI-S)
Ethernet protocols	<p>IEEE 802.3, Carrier Sense Multiple Access/Collision Detect (CSMA/CD) access method and physical layer (phy) specifications</p> <p>IEEE 802.1Q, MAC address bridges and virtual bridged LANs</p> <p>IEEE 802.1Qbb, priority-based flow control (PFC)</p> <p>IEEE 802.1Qaz, enhanced transmission selection (ETS)</p> <p>IEEE 802.1Qaz, Data Center Bridging Exchange (DCBX) Protocol</p>
Ports	24 fixed autosensing 40 Gbps FCoE ports
Slots	Can be used on any payload slot of the MDS 9700 Series directors
Fabric services	<ul style="list-style-type: none"> ▶ Name server ▶ RSCN ▶ Login services ▶ Cisco Fabric Configuration Server (FCS) ▶ Public loop ▶ Broadcast ▶ In-order delivery

Feature	Description
Advanced capabilities	<ul style="list-style-type: none"> ▶ VSAN ▶ Port channel with multipath load balancing ▶ QoS: Flow based and zone based
Diagnostics and troubleshooting tools	<ul style="list-style-type: none"> ▶ Power-on self-test (POST) diagnostics ▶ Online diagnostics ▶ Fibre Channel ping ▶ Fibre Channel debug ▶ Cisco Fabric Analyzer ▶ FCoE to FCoE SPAN ▶ Syslog ▶ Port-level statistics ▶ Cisco Generic Online Diagnostics (GOLD)
Security	<ul style="list-style-type: none"> ▶ VSANs ▶ ACLs ▶ Per-VSAN role-based access control (RBAC) ▶ Fibre Channel zoning ▶ Port security and fabric binding ▶ Cisco Switched Port Analyzer (SPAN) ▶ Management access: <ul style="list-style-type: none"> – Secure Shell (SSH) Protocol Version 2 (v2) implementing Advanced Encryption Standard (AES) – Simple Network Management Protocol (SNMP) Version 3 implementing AES – Secure FTP (SFTP)
Serviceability	<ul style="list-style-type: none"> ▶ Nondisruptive, concurrent code load and activation ▶ Configuration file management ▶ Nondisruptive software upgrades ▶ Cisco Call Home ▶ Power-management LEDs ▶ Port beaconing ▶ System LED ▶ SNMP traps for alerts ▶ Network boot
Performance	<ul style="list-style-type: none"> ▶ Port speed: 40 Gbps fixed bandwidth ▶ PortChannel: Up to 16 ports
Reliability and availability	<ul style="list-style-type: none"> ▶ Hot-swappable module ▶ Hot-swappable Small Form-Factor Pluggable (SFP) optics ▶ Online diagnostics ▶ Stateful process restart ▶ Nondisruptive supervisor failover ▶ Any module, any port configuration for port channels ▶ Fabric-based multipathing ▶ Per-VSAN fabric services ▶ Port tracking

Feature	Description
Network management	<ul style="list-style-type: none"> ▶ Access methods through Cisco MDS 9700 Series supervisor module: <ul style="list-style-type: none"> – Out-of-band 10/100/1000 Ethernet port (Supervisor-1/Supervisor-1E) – RS-232 serial console port – In-band IPFC – DB-9 COM port ▶ Access protocols: <ul style="list-style-type: none"> – Command-line interface (CLI) by console and Ethernet ports – SNMPv3 by Ethernet port and in-band IPFC access – Storage Networking Industry Association (SNIA) SMI-S ▶ Network security: <ul style="list-style-type: none"> – Per-VSAN RBAC by using RADIUS-based and TACACS+-based authentication, authorization, and accounting (AAA) functions – SFTP – SSHv2 implementing AES – SNMPv3 implementing AES ▶ Management applications: <ul style="list-style-type: none"> – Cisco MDS 9000 Family CLI – Cisco Data Center Network Manager (DCNM) for SAN – Cisco Device Manager – CiscoWorks Resource Manager Essentials (RME) and Device Fault Manager (DFM)
Programming interfaces	<ul style="list-style-type: none"> ▶ Scriptable CLI ▶ Cisco DCNM for SAN GUI ▶ Cisco Device Manager GUI ▶ NX-API
Environmental	<ul style="list-style-type: none"> ▶ Temperature, ambient operating: 0 - 40°C (32 - 104°F) ▶ Temperature, ambient nonoperating and storage: -40 - 70°C (-40 - 158°F) ▶ Relative humidity, ambient (noncondensing) operating: 5 - 90% ▶ Relative humidity, ambient (noncondensing) nonoperating and storage: 5 - 95% ▶ Altitude, operating: -60 - 2000 m (-197 - 6500 ft)
Physical dimensions	<ul style="list-style-type: none"> ▶ Dimensions: 4.4 x 40.39 x 55.37 cm (1.75 x 15.9 x 21.8 in.) ▶ Occupies one I/O module slot in a Cisco MDS 9700 Series chassis ▶ Weight: 7.7 kg (17 lb)
Power	Typical: 680 watts (W)

Feature	Description
Approvals and compliance	<ul style="list-style-type: none"> ▶ Safety compliance: <ul style="list-style-type: none"> – CE marking – UL 60950 – CAN/CSA-C22.2 No. 60950 – EN 60950 – IEC 60950 – TS 001 – AS/NZS 3260 – IEC60825 – EN60825 – 21 CFR 1040 ▶ EMC compliance: <ul style="list-style-type: none"> – FCC Part 15 (CFR 47) Class A – ICES-003 Class A – EN 55022 Class A – CISPR 22 Class A – AS/NZS 3548 Class A – VCCI Class A – KN22 Class A – CNS13438 Class A – CISPR24 – EN 55024 – EN 50082-1 – EN 61000-6-1 – EN 61000-3-2 – EN 61000-3-3 – EN300 386

Product specifications for the Cisco MDS 9700 Series Supervisor-1 Module

Table 12 lists the specifications for the Cisco MDS 9700 Series Supervisor-1 Module.

Table 12 Specifications for Cisco MDS 9700 Series Supervisor-1 Module

Feature	Description
Product compatibility	Cisco MDS 9700 Series
Software compatibility	Cisco MDS NX-OS Software Release 6.2.3 or later. NX-OS 6.2.5 is recommended.
Interfaces	(1) RS-232 RJ-45 console port (1) 10/100/1000 Ethernet management port (2) USB 2.0 ports
Indicators	Status LED System LED Power management LED Active/standby LED
Backplane bandwidth	<ul style="list-style-type: none"> ▶ Up to 24 Tbps of FC backplane bandwidth ▶ Up to 384 2/4/8/16 Gbps Full Line Rate autosensing Fibre Channel and 10-Gbps fixed speed ports in a single chassis
Chassis slot configuration	Two Cisco MDS 9700 Series Supervisor-1 modules are required per system.

Feature	Description
Fabric services	<ul style="list-style-type: none"> ▶ Name server ▶ Registered State Change Notification (RSCN) ▶ Login services ▶ Fabric Configuration Server (FCS) ▶ Broadcast ▶ In-order delivery
Advanced functions	<ul style="list-style-type: none"> ▶ VSAN ▶ IVR ▶ PortChannel with multipath load balancing ▶ QoS-flow-based, zone-based ▶ FCC ▶ N_Port ID virtualization
Diagnostic and troubleshooting tools	<ul style="list-style-type: none"> ▶ POST diagnostic tests ▶ Online diagnostic tests ▶ Internal port loopbacks ▶ SPAN and RSPAN ▶ Fibre Channel Traceroute ▶ Fibre Channel Ping ▶ Fibre Channel Debug ▶ Cisco Fabric Analyzer ▶ Syslog ▶ Online system health ▶ Port-level statistics ▶ Real-Time Protocol Debug
Network security	<ul style="list-style-type: none"> ▶ VSANs ▶ ACLs ▶ Per-VSAN RBAC ▶ Fibre Channel zoning: <ul style="list-style-type: none"> – N_Port WWN – N_Port FC-ID – Fx_Port WWN – Fx_Port WWN and interface index – Fx_Port domain ID and interface index – Fx_Port domain ID and port number – LUN – Read-only – Broadcast ▶ FC-SP: <ul style="list-style-type: none"> – DH-CHAP switch-switch authentication – DH-CHAP host-switch authentication ▶ Port security and fabric binding ▶ Management access: <ul style="list-style-type: none"> – SSHv2 implementing AES – SNMPv3 implementing AES – SFTP
Serviceability	<ul style="list-style-type: none"> ▶ Configuration file management ▶ Nondisruptive software upgrades for Fibre Channel interfaces ▶ Call Home ▶ Power-management LEDs ▶ Port beaconing ▶ System LED ▶ SNMP traps for alerts ▶ Network boot

Feature	Description
Reliability and availability	<ul style="list-style-type: none"> ▶ Hot-swappable module ▶ Active-active redundancy ▶ Stateful Process Restart ▶ Stateful, nondisruptive supervisor failover ▶ Online, nondisruptive software upgrades ▶ Virtual Routing Redundancy Protocol (VRRP) for management ▶ Per-VSAN fabric services ▶ Power management ▶ Thermal management ▶ Fabric-based multipathing
Network management	<ul style="list-style-type: none"> ▶ Access methods through Cisco MDS 9700 Series Supervisor-1 Module: <ul style="list-style-type: none"> – Out-of-band 10/100/1000 Ethernet port – RS-232 serial console port – In-band IP over Fibre Channel ▶ Access protocols: <ul style="list-style-type: none"> – CLI-using console and Ethernet ports – SNMPv3-using Ethernet port and in-band IP over Fibre Channel access ▶ Distributed Device Alias service ▶ Network security: <ul style="list-style-type: none"> – Per-VSAN role-based access control by using RADIUS-based and TACACS+-based authentication, authorization, and accounting (AAA) functions – SFTP – SSHv2 implementing AES – SNMPv3 implementing AES ▶ Management applications: <ul style="list-style-type: none"> – Cisco MDS 9000 Family CLI – Cisco Data Center Network Manager
Programming interface	<ul style="list-style-type: none"> ▶ Scriptable CLI ▶ Data Center Network Manager web services API ▶ DCNM GUI
Physical dimensions	<ul style="list-style-type: none"> ▶ Physical dimensionsDimensions (H x W x D): 5.18 x 19.05 x 55.37 cm (2.04 x 7.5 x 21.8 in.) ▶ Weight: 3.2 kg (7 lb)

Related information

For more information, see the following resources:

- ▶ *Cisco MDS 9148S 16G Multilayer Fabric Switch for IBM System Storage*, TIPS1255
<http://www.redbooks.ibm.com/abstracts/tips1255.html>
- ▶ *Cisco MDS 9250i Multiservice Fabric Switch for IBM System Storage*, TIPS1167
<http://www.redbooks.ibm.com/abstracts/tips1167.html>
- ▶ *Cisco MDS 9396S 16G Multilayer Fabric Switch for IBM System Storage*, REDP-5274
<http://www.redbooks.ibm.com/abstracts/redp5274.html>
- ▶ *Cisco MDS 9706 Multilayer Director for IBM System Storage*, TIPS1256
<http://www.redbooks.ibm.com/abstracts/tips1256.html>
- ▶ *Cisco MDS 9710 Multilayer Director for IBM System Networking*, TIPS1046
<http://www.redbooks.ibm.com/abstracts/tips1046.html>
- ▶ Cisco MDS 9718 Multilayer Director for IBM Storage Networking product page
<http://www.ibm.com/systems/storage/san/ctype/9718/>
- ▶ IBM Offering Information page (announcement letters and sales manuals)
http://www.ibm.com/common/ssi/index.wss?request_locale=en

On this page, enter Cisco MDS 9718 Multilayer Director for IBM Storage Networking, select the information type, and then, click **Search**. On the next page, narrow your search results by geography and language.

Authors

This Product Guide was produced by a team of specialists from around the world working at the International Technical Support Organization (ITSO), Poughkeepsie Center.

Megan Gilge is a Project Leader at the IBM International Technical Support Organization. Before joining the ITSO, she was an Information Developer in the IBM Semiconductor Solutions and User Technologies areas.

Now you can become a published author, too

Here's an opportunity to spotlight your skills, grow your career, and become a published author, all at the same time. Join an ITSO residency project and help write a book in your area of expertise, while honing your experience using leading-edge technologies. Your efforts will help to increase product acceptance and customer satisfaction, as you expand your network of technical contacts and relationships. Residencies run two - six weeks in length, and you can participate either in person or as a remote resident working from your home base.

Find out more about the residency program, browse the residency index, and apply online at:

ibm.com/redbooks/residencies.html

Stay connected to IBM Redbooks

- ▶ Find us on Facebook:
<http://www.facebook.com/IBMRedbooks>
- ▶ Follow us on Twitter:
<http://twitter.com/ibmredbooks>
- ▶ Look for us on LinkedIn:
<http://www.linkedin.com/groups?home=&gid=2130806>
- ▶ Explore new Redbooks publications, residencies, and workshops with the IBM Redbooks weekly newsletter:
<https://www.redbooks.ibm.com/Redbooks.nsf/subscribe?OpenForm>
- ▶ Stay current on recent Redbooks publications with RSS Feeds:
<http://www.redbooks.ibm.com/rss.html>

Notices

This information was developed for products and services offered in the US. This material might be available from IBM in other languages. However, you may be required to own a copy of the product or product version in that language in order to access it.

IBM may not offer the products, services, or features discussed in this document in other countries. Consult your local IBM representative for information on the products and services currently available in your area. Any reference to an IBM product, program, or service is not intended to state or imply that only that IBM product, program, or service may be used. Any functionally equivalent product, program, or service that does not infringe any IBM intellectual property right may be used instead. However, it is the user's responsibility to evaluate and verify the operation of any non-IBM product, program, or service.

IBM may have patents or pending patent applications covering subject matter described in this document. The furnishing of this document does not grant you any license to these patents. You can send license inquiries, in writing, to:

IBM Director of Licensing, IBM Corporation, North Castle Drive, MD-NC119, Armonk, NY 10504-1785, US

INTERNATIONAL BUSINESS MACHINES CORPORATION PROVIDES THIS PUBLICATION "AS IS" WITHOUT WARRANTY OF ANY KIND, EITHER EXPRESS OR IMPLIED, INCLUDING, BUT NOT LIMITED TO, THE IMPLIED WARRANTIES OF NON-INFRINGEMENT, MERCHANTABILITY OR FITNESS FOR A PARTICULAR PURPOSE. Some jurisdictions do not allow disclaimer of express or implied warranties in certain transactions, therefore, this statement may not apply to you.

This information could include technical inaccuracies or typographical errors. Changes are periodically made to the information herein; these changes will be incorporated in new editions of the publication. IBM may make improvements and/or changes in the product(s) and/or the program(s) described in this publication at any time without notice.

Any references in this information to non-IBM websites are provided for convenience only and do not in any manner serve as an endorsement of those websites. The materials at those websites are not part of the materials for this IBM product and use of those websites is at your own risk.

IBM may use or distribute any of the information you provide in any way it believes appropriate without incurring any obligation to you.

The performance data and client examples cited are presented for illustrative purposes only. Actual performance results may vary depending on specific configurations and operating conditions.

Information concerning non-IBM products was obtained from the suppliers of those products, their published announcements or other publicly available sources. IBM has not tested those products and cannot confirm the accuracy of performance, compatibility or any other claims related to non-IBM products. Questions on the capabilities of non-IBM products should be addressed to the suppliers of those products.

Statements regarding IBM's future direction or intent are subject to change or withdrawal without notice, and represent goals and objectives only.

This information contains examples of data and reports used in daily business operations. To illustrate them as completely as possible, the examples include the names of individuals, companies, brands, and products. All of these names are fictitious and any similarity to actual people or business enterprises is entirely coincidental.

COPYRIGHT LICENSE:

This information contains sample application programs in source language, which illustrate programming techniques on various operating platforms. You may copy, modify, and distribute these sample programs in any form without payment to IBM, for the purposes of developing, using, marketing or distributing application programs conforming to the application programming interface for the operating platform for which the sample programs are written. These examples have not been thoroughly tested under all conditions. IBM, therefore, cannot guarantee or imply reliability, serviceability, or function of these programs. The sample programs are provided "AS IS", without warranty of any kind. IBM shall not be liable for any damages arising out of your use of the sample programs.


Trademarks

IBM, the IBM logo, and ibm.com are trademarks or registered trademarks of International Business Machines Corporation, registered in many jurisdictions worldwide. Other product and service names might be trademarks of IBM or other companies. A current list of IBM trademarks is available on the web at “Copyright and trademark information” at <http://www.ibm.com/legal/copytrade.shtml>

The following terms are trademarks or registered trademarks of International Business Machines Corporation, and might also be trademarks or registered trademarks in other countries.

FICON®
IBM®

IBM z Systems®
Redbooks®

Redbooks (logo) ®
System Storage®

The following terms are trademarks of other companies:

Resilient, and Resilient Systems are trademarks or registered trademarks of Resilient Systems, an IBM Company.

Linux is a trademark of Linus Torvalds in the United States, other countries, or both.

Other company, product, or service names may be trademarks or service marks of others.



REDP-5355-01

ISBN 0738455717

Printed in U.S.A.

Get connected

