



Pasquale Catalano  
Michal Holenia  
Octavian Lascu  
Ivan Doboš

# IBM System z Qualified Wavelength Division Multiplexing: Ciena ActivFlex 6500 Packet-Optical Platform Release 7.01

This IBM® Redpaper™ publication is one in a series that describes IBM System z® qualified optical Wavelength Division Multiplexing (WDM) vendor products. IBM Geographically Dispersed Parallel Sysplex™ (IBM GDPS®) solutions with Server Time Protocol (STP) are covered. This series also describes IBM supported solutions for applications that are not GDPS. Applications that are not GDPS include the protocols that are needed for cross-site connectivity of a multisite Parallel Sysplex or one of the remote copy technologies that are described in this paper. GDPS qualification testing is conducted at the IBM Vendor Solutions Connectivity (VSC) Lab in Poughkeepsie, NY.

IBM and Ciena successfully completed qualification testing of the Ciena ActivFlex 6500 Packet-Optical Platform. This paper describes the applicable environments, protocols, and topologies that are qualified and supported by System z for connecting to the Ciena ActivFlex 6500 Packet-Optical Platform hardware and software, Release Level 7.01.

This paper is intended for anyone who wants to learn more about Ciena ActivFlex 6500 Packet-Optical Platform Release 7.01. This document is not meant to be used to determine qualified products. To ensure that the planned products to be implemented are qualified, registered users can see the IBM Resource Link® library for current information about qualified WDM vendor products:

<https://www.ibm.com/servers/resourcelink/lib03020.nsf/pages/systemzQualifiedWdmProductsForGdpsSolutions?OpenDocument&pathID=>

For more information about IBM Redbooks® publications for System z qualified WDM vendor products, see this website:

<http://www.redbooks.ibm.com/cgi-bin/searchsite.cgi?query=qualified+AND+wdm&SearchOrder=1&SearchFuzzy=>

## System z GDPS qualification overview

GDPS is an enterprise-wide continuous availability (CA) and disaster recovery (DR) automation solution that can manage recovery from planned and unplanned outages across distributed servers and System z servers. GDPS can be configured in either a single site or in a multisite configuration. It is designed to manage remote copy configuration between storage subsystems, automate Parallel Sysplex operational tasks, and affect failure recovery. This configuration is done from a single point-of-control, which leads to improved application availability. Historically, this solution was known as a GDPS. Today, GDPS continues to be applied as a general term for a suite of business continuity solutions. This term includes solutions that do not require a dispersed or multisite sysplex environment.

GDPS supports the following forms of remote copy in multisite solutions:

- ▶ IBM System Storage® Metro Mirror, a synchronous form of remote copy, previously known as Peer-to-Peer Remote Copy (PPRC)
- ▶ IBM System Storage Global Mirror, an asynchronous form of remote copy for System z and distributed systems
- ▶ IBM System Storage z/OS® Global Mirror, an asynchronous form of remote copy for System z, previously known as Extended Remote Copy (XRC)

Depending on the form of the remote copy that is implemented, the GDPS solution is known as one of these configurations:

- ▶ GDPS with Metro Mirror
- ▶ GDPS with Global Mirror
- ▶ GDPS with z/OS Global Mirror

GDPS also offers two solutions that combine the technologies of Metro Mirror with either Global Mirror or z/OS Global Mirror. This combination allows clients to meet requirements for CA with zero data loss locally within metropolitan distances (for most failures). The combination also provides a disaster recovery solution in the case of a region-wide disaster.

The disaster recovery solutions include the following options:

- ▶ GDPS with Metro and Global Mirror (GDPS with MGM), which is a cascading data replication solution for both System z and distributed systems data
- ▶ GDPS with Metro and z/OS Global Mirror (GDPS with MzGM), which is a multitarget data replication solution for System z data

The GDPS solution is also independent of the disk vendor, if the vendor meets the specific levels of Metro Mirror, Global Mirror, and z/OS Global Mirror architectures.

For more information about GDPS, see this website:

<http://www.ibm.com/systems/z/advantages/gdps/index.html>

IBM supports WDM products that are qualified by System z for use in GDPS solutions. To obtain this qualification, WDM vendors obtain licensed IBM patents, intellectual property, and know-how that are related to the GDPS architecture. This licensing provides vendors access to the proprietary IBM protocols and applications that are used in a GDPS environment. These proprietary items include IBM Sysplex Timer®, InterSystem Channel (ISC), STP, Metro Mirror, Global Mirror, and z/OS Global Mirror.

Licensing of IBM patents also provides the WDM vendor with technical information that pertains to future IBM releases. Qualified vendors typically license this information for an

extended period. This license allows them to subscribe to the latest GDPS architecture changes and to be among the first to the market with offerings that support these features.

**Licensing:** It is suggested that you check with your WDM vendor for your current IBM technology and patent licensing status.

In addition, IBM tested and qualified these vendor products. The same test environment and procedures were used on the products that were used on the protocols that provide the required connectivity of a GDPS configuration. This testing includes functionality, recovery, and, in some cases, performance measurements. Having access to these test facilities allows IBM to configure a fully functional sysplex. By using the test facilities, you can simulate failure and recovery actions that cannot be tested as part of a working client environment.

IBM has the facilities to test and qualify these products with both current and previous generation equipment within the VSC Lab in Poughkeepsie, NY. With this qualification testing, IBM can reproduce any concerns that might arise when using this equipment in a client application.

Figure 1 shows the GDPS test environment that is used for WDM vendor qualification.

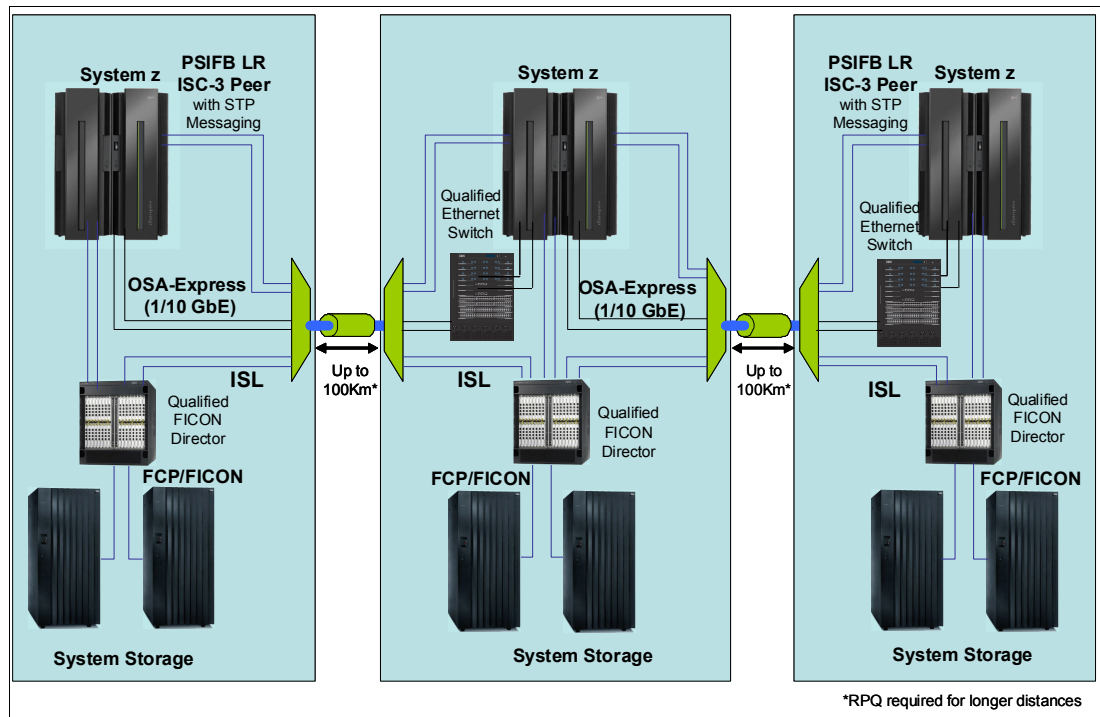


Figure 1 VSC Lab environment

## Qualification testing

The VSC Lab contains System z hardware with software applications that test the interoperability of WDM products within a GDPS. A typical qualification test cycle is six to eight weeks in length.

The hardware that was used for testing purposes includes (but is not limited to) the following components:

- ▶ IBM System z servers enabled for STP
- ▶ IBM 9037 Model 2 Sysplex Timers
- ▶ IBM System Storage
- ▶ IBM 9032 Enterprise Systems Connection (ESCON®) Directors
- ▶ IBM System z qualified Fibre Connection (FICON®) Directors
- ▶ IBM Ethernet products

WDM links of varying distances are deployed by using spools of single-mode fiber in lengths 5 - 50 km (3.11 - 31.07 miles). Multiple spools are interconnected to test WDM link protocols up to the maximum supported distances. To achieve the maximum distances that are qualified for GDPS protocols, vendors can use optical amplifiers (OAs) and dispersion compensation units (DCUs). They can insert the OAs and DCUs, at various link points, to condition the signals on the fiber links. These links are connected to the WDM equipment.

**Qualified DCUs:** Fiber-based DCUs are not qualified for use in STP applications unless stated in the qualification letter.

The operating system and application software are installed to create and to stress test the GDPS environment. The software used in the test environment includes, but is not limited to, the following components:

- ▶ z/OS, Linux on System z, and Parallel Sysplex software exploiters
- ▶ Coupling Facility Control Code (CFCC)
- ▶ IBM proprietary software and microcode utility test suites

As part of the GDPS qualification test, IBM proprietary software and microcode utility test suites are used. The software and test suites drive the various GDPS components and protocols to the full data rate of each link type that is transported by the WDM equipment. This level of testing ensures that the maximum channel utilization is achieved and tested to levels well beyond typical client environments.

The test suites are used for verification of System z architecture functionality. For a trial to be classified as successful during these functionality tests, no errors can be detected by the attached subsystems. Any errors that are detected during this testing are captured and analyzed by the test suites.

The test suites are also used for verification of System z architecture recovery by creating various fault and error conditions. The recovery tests check for the correct detection of a fault or error condition by the attached subsystems, and ensure that the recovery adheres to System z architecture rules.

Several of the recovery tests conducted for each link type include the following actions:

- ▶ Link state change interrupt detection and recovery: Links are deliberately broken and reestablished to ensure that detection and error recovery occur correctly.
- ▶ Link error threshold and link synchronization error detection and recovery: Errors are deliberately injected, at the application and channel subsystem levels, into the link protocol data streams to ensure that detection and error recovery take place correctly.
- ▶ Link service and maintenance package recovery: Link hardware maintenance actions are conducted to ensure that link state change detection and recovery take place correctly.

- ▶ Link protection schemes and recovery: Vendor-specific protection methods are tested to ensure that the expected link errors are detected and that recovery takes place correctly.
- ▶ STP timing link recovery: STP timing links are broken to ensure that changes to the Coordinated Timing Network (CTN) behave correctly when the break occurs and when the links are reconnected.

## GDPS components and protocols

The IBM technologies featured in this section are functional components of GDPS and are tested during the qualification process. Clients can also use these components in environments that do not require a full GDPS solution. The testing provides a level of assurance that the components function when used with a qualified WDM platform.

### Components

The following GDPS components are tested during the qualification process:

- ▶ IBM System z servers
- ▶ IBM Parallel Sysplex
- ▶ IBM System Storage
- ▶ IBM System Storage Metro Mirror (PPRC)
- ▶ IBM System Storage Global Mirror
- ▶ IBM System Storage z/OS Global Mirror (XRC)
- ▶ Optical Wavelength Division Multiplexer (WDM)
- ▶ IBM Ethernet products

### Protocols

Table 1 lists the GDPS connectivity protocols and their data transfer rates. Not all protocols were tested on the Ciena ActivFlex 6500 Packet-Optical Platform. For a complete list of the protocols and interface cards that were qualified, see Table 2 on page 12.

*Table 1 GDPS supported protocols*

Protocol	Data transfer rate
Enterprise Systems Connection (ESCON)	200 Mbps <sup>a</sup>
Control Link Oscillator (CLO)	8 Mbps
External Time Reference (ETR)	8 Mbps
Fibre Connection (FICON)	1 Gbps
Fibre Connection (FICON) Express2	1, 2 Gbps
Fibre Connection (FICON) Express4	1, 2, 4 Gbps
Fibre Connection (FICON) Express8	2, 4, 8 Gbps
Fibre Channel FC100/ 200/ 400/ 800	1/ 2/ 4/ 8 Gbps
Inter-Switch Link (ISL) FC100/ 200/ 400/ 800/ 1000	1/ 2/ 4/ 8/ 10 Gbps
InterSystem Channel-3 (ISC-3) Compatibility Mode	1 Gbps
InterSystem Channel-3 (ISC-3) Peer Mode	2 Gbps

Protocol	Data transfer rate
InterSystem Channel-3 (ISC-3) Peer Mode <sup>b</sup>	1 Gbps
STP (ISC-3 Peer Mode with STP message passing)	2 Gbps
STP (ISC-3 Peer Mode with STP message passing) <sup>b</sup>	1 Gbps
STP (Parallel Sysplex InfiniBand Long Reach (PSIFB LR) 1x IB-single data rate (SDR) with STP message passing)	2.5 Gbps
STP (PSIFB LR 1x IB-double data rate (DDR) with STP message passing)	5 Gbps
Ethernet	1, 10 Gbps

a. Effective channel data rate of an ESCON channel is affected by distance.

b. Requires a request for price quotation (RPQ) 8P2197. This RPQ provides an ISC-3 Daughter Card that clocks at 1.062 Gbps in peer mode.

Often, these supported protocols are also used in environments that are not GDPS. Robust testing is conducted during the qualification process. The results must provide clients with a high level of confidence when using these System z qualified optical WDM vendor products in environments that are not GDPS.

### Server Time Protocol (STP)

STP is designed to provide the capability for multiple servers and Coupling Facilities (CFs) to maintain time synchronization with each other without requiring an IBM Sysplex Timer. STP can help provide functional and economic benefits when compared to the Sysplex Timer. STP allows concurrent migration from an ETR network and can coexist with an ETR network.

STP is a message-based protocol in which STP timekeeping information is passed over externally defined coupling links: InterSystem Channel-3 (ISC-3) peer mode and PSIFB links. ISC-3 links in peer mode and PSIFB Long Reach (LR) are the only coupling links that can be used to transport STP messages between data centers over a WDM.

The STP design introduced a concept called Coordinated Timing Network (CTN), which is a collection of servers and CFs that are time synchronized to a time value. This value is called Coordinated Server Time (CST). The CST represents the time for the entire network of servers. A CTN can be configured as either an STP-only CTN or a Mixed CTN. For more information, see *Server Time Protocol Planning Guide*, SG24-7280; *Server Time Protocol Implementation Guide*, SG24-7281; and *Server Time Protocol Recovery Guide*, SG24-7380.

Figure 2 on page 7 shows a multisite STP-only CTN.

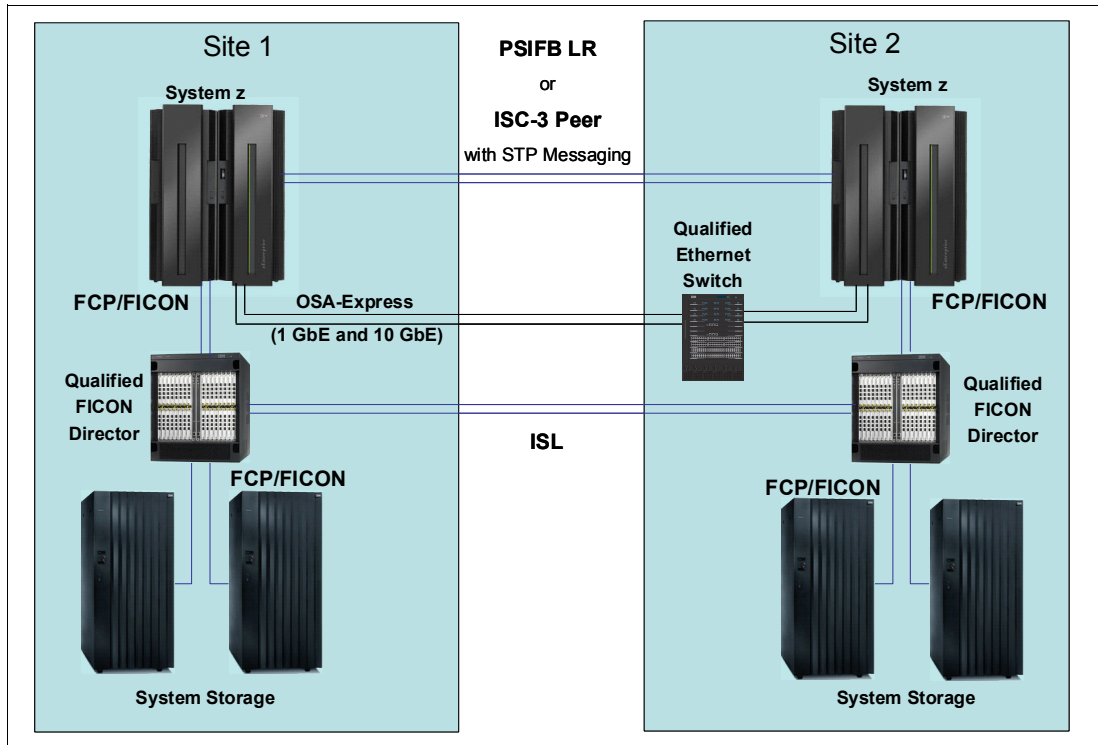


Figure 2 Multisite STP-only CTN

### IBM Sysplex Timer

The Sysplex Timer is a mandatory component of an ETR network and an STP Mixed CTN. The Sysplex Timer provides an ETR to synchronize the time-of-day (TOD) clocks on the attached System z servers in a GDPS or PPRC environment.

Figure 3 on page 8 shows a multisite ETR network.

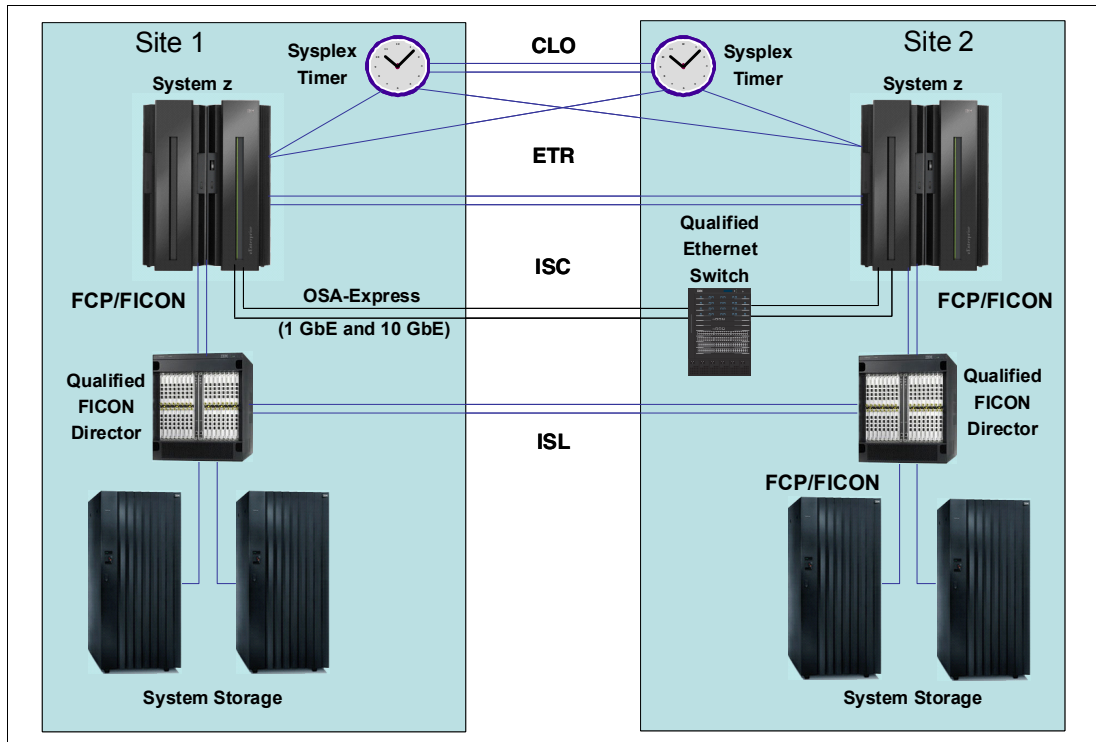


Figure 3 Multisite ETR network with Sysplex Timers

The Sysplex Timer uses two link types:

- ▶ External Time Reference (ETR)

ETR links are connections between the Sysplex Timer and the System z server ETR ports that provide TOD clock synchronization between multiple servers.

- ▶ Control Link Oscillator (CLO)

CLO links are connections between two Sysplex Timer units in an expanded availability configuration that allow synchronization of the Sysplex Timer timing signals.

## GDPS connectivity considerations with WDM

When planning WDM intersite connectivity for GDPS environments, consider the following items:

- ▶ Differential Delay: The difference in the distance or latency between a transmit fiber and a receive fiber in a single fiber pair of a timing link. When configuring, adhere to the following requirements:
  - To ensure correct server time synchronization, examine the end-to-end lengths of the transmit and receive fibers within an individual STP link (ISC-3 Peer Mode with STP messaging or PSIFB). The lengths must not exceed the equivalent of *900 meters (984.25 yards)* differential delay between the transmit and receive paths of the link. This stipulation includes all dense wavelength division multiplexing (DWDM) components, OAs, DCUs<sup>1</sup>, dark fiber links, and any time-division multiplexing (TDM)-based aggregation.

<sup>1</sup> Fiber-based DCUs are not qualified for use in STP applications unless stated in the qualification letter.



- To ensure correct Sysplex Timer and server time synchronization, the end-to-end lengths of the transmit and receive fibers within an individual ETR or CLO link must be equal (within *10 meters*) (*10.94 yards*). This stipulation includes all DWDM components, OAs, DCUs, and dark fiber links.

**Supported devices:** OAs and DCUs might contain significant lengths of fiber that must be included in the differential delay calculation for timing links. Not all DCUs and OAs are supported. We suggest that you check the qualification letters for supported devices.

- ▶ If both CF data and STP timing information must be transmitted between two servers, you cannot select a subset of coupling links to be used only for STP timing information.
- ▶ Protection schemes for individual timing links, or for fiber trunks that transport timing links, must be bidirectional (switch both transmit and receive paths in the event of a failure). This configuration ensures that the correct differential delay is maintained.
- ▶ WDM configurations must have high availability topologies to ensure that there are no single points of failure.
- ▶ Fiber trunk protection schemes must be designed with two trunk switching modules and four site-to-site fiber pairs that are carried over at least two diverse routes. STP, ETR, and CLO links must connect by using separate trunk switching modules to ensure that a fiber trunk protection event does not interrupt all timing links simultaneously.
- ▶ TDM-based aggregation WDM hardware can be used for STP links (ISC-3 Peer Mode or PSIFB LR with STP message passing) only if it is qualified for STP usage.
- ▶ GDPS WDM configuration must be a point-to-point fixed dark fiber network.

For more information about the STP recovery process, see the *Server Time Protocol Recovery Guide*, SG24-7380.

## Technical description

The Ciena ActivFlex 6500 Packet-Optical Platform is a scalable, high-speed fiber-optic data transport system. It consists of a modular chassis, which can be interconnected to form an optical network that supports International Telecommunications Union (ITU)-specific wavelengths. The wavelengths are multiplexed onto a single pair of fibers by using optical WDM.

The optical network that connects the Ciena ActivFlex 6500 Packet-Optical Platform can be configured in a two-site point-to-point, multisite ring or meshed network (for GDPS, IBM qualifies point-to-point topologies only).

Multiple client interfaces can be aggregated onto a single wavelength with the use of Muxponder interface cards.

The Ciena ActivFlex 6500 Packet-Optical Platform was qualified by using software Release Level 7.01. It has a modular chassis that can house multiple optical interface cards, depending on the chassis. Multiple Ciena ActivFlex 6500 Packet-Optical Platform chassis can be interconnected to support larger quantities of client interfaces.

## Interface cards and modules

This section includes a detailed list of the Ciena ActivFlex 6500 Packet-Optical Platform optical interface cards and modules that are qualified by System z GDPS testing.

The following optical interface cards and modules are qualified by System z GDPS testing:

- ▶ Transponder cards

Transponder cards connect client equipment to the WDM platform. The transponder card converts client optical signals to an ITU-compliant DWDM wavelength for transmission to the remote site.

Ciena ActivFlex 6500 Packet-Optical Platform Transponder cards have pluggable client optical transceivers.

The following Ciena ActivFlex 6500 Packet-Optical Platform Transponder card type is qualified:

2x10G Optical Transponder (OTR) with Strong FEC<sup>2</sup> and FC800/FC1200

- ▶ Muxponder Cards

The Ciena ActivFlex 6500 Packet-Optical Platform supports the aggregation of client signals. Muxponder cards use time-division multiplexing (TDM) to aggregate multiple client optical interfaces for transport over a single ITU-specific wavelength.

Muxponder cards have pluggable client optical transceivers that support different client protocols and fiber types.

The following Ciena ActivFlex 6500 Packet-Optical Platform Muxponder card types are qualified:

- Flex MOTR 8xSFP, 2xXFP, eight client, and two-line ports card
- SuperMux 24 Port I/O 1x XFP and 10xSFP, 24-port card

- ▶ Optical Filter Modules

The Optical Filter Modules are optical components that combine (multiplex) or separate (demultiplex) multiple optical signals on a fiber link.

The reconfigurable optical add-drop multiplexer (ROADM) allows adding or dropping of optical signals at the wavelengths layer without an optical-electrical-optical conversion in multiple directions in an optical cross-connect system.

The main component of the ROADM is the Wavelength Selective Switch (WSS), which combines the multiplexing and demultiplexing functionality with per-wavelength optical signal switching.

- ▶ Optical Amplifier (OA)

The OA module provides in-line optical amplification of multiple ITU-specific wavelengths within a fiber. For particular extended distances, the use of these erbium-doped fiber amplifiers (EDFAs) might be required. EDFAs cannot be used to amplify Cisco Coarse Wavelength Division Multiplexing (CWDM) signals.

- ▶ Dispersion Compensation Unit (DCU)

The DCU provides compensation to chromatic dispersion fiber impairment, which causes signal degradation and limits the transmission distance.

**Delay calculation for timing links:** OAs and DCUs contain significant lengths of fiber, which must be included in the differential delay calculation for timing links.

<sup>2</sup> FEC - Forward Error Correction

## Topologies and protection schemes

System z qualifies a two-site point-to-point WDM network topology and protection against failures in site-to-site fiber links or failures in individual components within the WDM network for GDPS.

GDPS is a high-availability solution that can use several protection schemes. Some restrictions apply for particular protocols, for example, Sysplex Timer (ETR and CLO), and STP (ISC-3 Peer Mode and PSIFB LR) links.

**Important:** Protection schemes must guarantee the correct differential delay for individual timing links:

- ▶ STP links must not exceed the equivalent of *900 meters (984.25 yards)* differential delay between the transmit and receive paths of the link.
- ▶ ETR and CLO links must not exceed the equivalent of *10 meters (10.94 yards)* differential delay between the transmit and receive paths of the link.

### Protection schemes

The Ciena ActivFlex 6500 Packet-Optical Platform provides the following protection schemes:

▶ **Unprotected**

An unprotected transponder or Muxponder card is connected to one client interface and to one site-to-site fiber link only. A failure of the transponder or Muxponder card or the site-to-site fiber link results in a loss of client communications.

▶ **Client-based protection**

Client-based protection uses at least two client interfaces that are connected to the WDM. These interfaces are arranged so that the transponder or Muxponder cards that connect the two sites are distributed over two diverse site-to-site fiber links. The client device is responsible for ensuring that a failure of a WDM module or of a single site-to-site fiber link does not result in a total loss of client communications.

GDPS timing links (ETR, CLO, and STP) are qualified for use in a client-based protection scheme if they are using separate paths (routes).

**Diagram components:** For simplicity, all the components in the optical path are not shown in the diagrams in this section.

Figure 4 on page 12 shows a high-level view of the client-based protection scheme. In this case, a client device has two separate site-to-site connections: one through Card A and the other through Card B. Transponder card-based and Muxponder card-based schemes for the Ciena ActivFlex 6500 Packet-Optical Platform are shown separately.

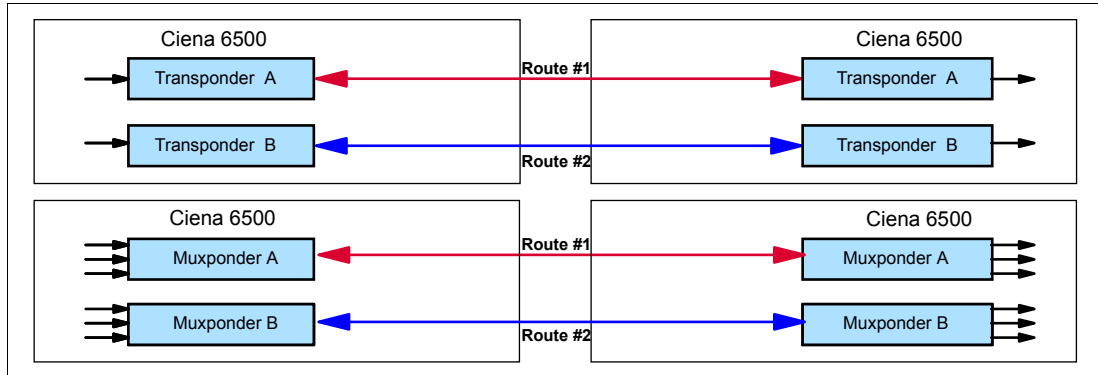


Figure 4 Client-based protected scheme

### Protection scheme intermix

All protection schemes can be intermixed within the same Ciena ActivFlex 6500 Packet-Optical Platform chassis or network on an individual client interface basis.

## Interface card specifications

Table 2 lists the specifications of the qualified Ciena ActivFlex 6500 Packet-Optical Platform interface cards and tested protocols.

Ciena ActivFlex 6500 Packet-Optical Platform interface cards do not support auto-negotiation of the link speeds. For System z FICON and Fibre Channel Protocol (FCP) client links, the wanted link speed must be configured in the WDM card client interface at both ends of the link.

For particular extended distances, the use of OAs and DCUs might be required. Reference the WDM vendor documentation for distance and link budget specifications.

Table 2 Qualified client interface card details

Card type and protocol	Fiber type	Light source	Qualified distance <sup>a,b</sup>
<b>2x10G OTR with Strong FEC and FC800/FC1200<sup>c</sup></b>			
FICON (8 Gbps)	SM	1310 nm	135 km
Fibre Channel (8 Gbps)	SM	1310 nm	135 km
ISL (8, 10 Gbps) <sup>d</sup>	SM	1310 nm	135 km
ISL (8, 10 Gbps) <sup>d</sup>	MM	850 nm	135 km
Ethernet (10 Gbps)	SM	1310 nm	135 km
Ethernet (10 Gbps)	MM	850 nm	135 km
IFB 1x IB-DDR LR (5 Gbps) with STP	SM	1310 nm	135 km
<b>SuperMux 24 Port I/O 1xXFP/10xSFP, 10-port card<sup>c</sup></b>			
FICON (1, 2, 4 Gbps)	SM	1310 nm	135 km
FICON (1, 2, 4 Gbps)	MM	850 nm	135 km
Fibre Channel (1, 2, 4 Gbps)	SM	1310 nm	135 km
Fibre Channel (1, 2, 4 Gbps)	MM	850 nm	135 km
ISL (1, 2, 4 Gbps) <sup>d</sup>	SM	1310 nm	135 km

Card type and protocol	Fiber type	Light source	Qualified distance <sup>a,b</sup>
ISL (1, 2, 4 Gbps) <sup>d</sup>	MM	850 nm	135 km
Ethernet (1 Gbps)	SM	1310 nm	135 km
Ethernet (1 Gbps)	MM	850 nm	135 km
<b>Flex MOTR 8xSFP / 2xXFP, 8-port card<sup>c</sup></b>			
FICON (1, 2, 4 Gbps)	SM	1310 nm	135 km
FICON (1, 2, 4 Gbps)	MM	850 nm	135 km
Fibre Channel (1, 2, 4 Gbps)	SM	1310 nm	135 km
Fibre Channel (1, 2, 4 Gbps)	MM	850 nm	135 km
ISL (1, 2, 4 Gbps) <sup>d</sup>	SM	1310 nm	135 km
ISL (1, 2, 4 Gbps) <sup>d</sup>	MM	850 nm	135 km
Ethernet (1 Gbps)	SM	1310 nm	135 km
Ethernet (1 Gbps)	MM	850 nm	135 km
ISC-3 Peer (1, 2 Gbps) <sup>e</sup> with STP	SM	1310 nm	135 km
SM = single-mode fiber (9/125 micron) MM = multimode fiber (50/125 or 62.5/125 micron)			

- a. Qualified distance is based on the VSC Lab test environment, which is a physical point-to-point topology without any intermediate nodes besides OAs and DCUs.
- b. Requires a request for price quotation (RPQ) 8P2263 or 8P2340 for distances over 100 km (62.14 miles).
- c. Protocol and wavelength support depend on a pluggable client interface transceiver.
- d. Protocol is configured as Fibre Channel protocol on WDM.
- e. Multiple STP links can be supported on the same card.

**Qualified distances:** Consult your storage area network (SAN) switch vendors for qualified ISL-supported distances.

## References

For more information about System z connectivity, see these resources:

- ▶ System z I/O connectivity home page:  
<http://www.ibm.com/systems/z/hardware/connectivity/index.html>
- ▶ *IBM System z Connectivity Handbook*, SG24-5444  
<http://www.redbooks.ibm.com/abstracts/sg245444.html?Open>
- ▶ *FICON Planning and Implementation Guide*, SG24-6497  
<http://www.redbooks.ibm.com/abstracts/sg246497.html?Open>
- ▶ *Getting Started with InfiniBand on System z10 and System z9*, SG24-7539  
<http://www.redbooks.ibm.com/abstracts/sg247539.html?Open>

For more information about GDPS, see these resources:

- ▶ GDPS home page:  
<http://www.ibm.com/systems/z/advantages/gdps/index.html>

- ▶ *GDPS Family An Introduction to Concepts and Capabilities*, SG24-6374  
<http://www.redbooks.ibm.com/abstracts/sg246374.html?Open>

For more information about STP, see these resources:

- ▶ Parallel Sysplex home page:  
<http://www.ibm.com/systems/z/advantages/psa/index.html>
- ▶ *Server Time Protocol Planning Guide*, SG24-7280  
<http://www.redbooks.ibm.com/abstracts/sg247280.html?Open>
- ▶ *Server Time Protocol Implementation Guide*, SG24-7281  
<http://www.redbooks.ibm.com/abstracts/sg247281.html?Open>
- ▶ *Server Time Protocol Recovery Guide*, SG24-7380  
<http://www.redbooks.ibm.com/abstracts/sg247380.html?Open>

For more information about optical communications, see this website:

- ▶ *Understanding Optical Communications*, SG24-5230  
<http://www.redbooks.ibm.com/abstracts/sg245230.html?Open>

For current information about qualified WDM vendor products, registered users can see the library at the IBM ResourceLink website:

<https://www.ibm.com/servers/resourceLink/lib03020.nsf/pages/systemzQualifiedWdmProductsForGdpsSolutions?OpenDocument&pathID=>

For current information about qualified vendor switches and directors for IBM System z FICON and FCP channels, registered users can see the library at the ResourceLink website:

<https://www.ibm.com/servers/resourceLink/lib03020.nsf/pages/switchesAndDirectorsQualifiedForIbmSystemzRficonRAndFcpChannels?OpenDocument>

For more information about IBM Redbooks publications on System z qualified WDM vendor products, see this website:

<http://www.redbooks.ibm.com/cgi-bin/searchsite.cgi?query=qualified+AND+wdm&SearchOrder=1&SearchFuzzy=>

For more information about the Ciena ActivFlex 6500 Packet-Optical Platform, see this website:

<http://www.ciena.com/products/6500/>

## The team who wrote this Redpaper

This Redpaper publication was produced by a team of specialists working at the IBM International Technical Support Organization, Poughkeepsie Center.

**Pasquale Catalano** is an Advisory Engineer at the IBM Vendor Solutions Connectivity Lab in Poughkeepsie, NY, US. He has eight years of experience in WDM vendor qualification testing. He has a Masters of Science in Electrical Engineering from the State University of New York at New Paltz.

**Michal Holenia** is a Senior Network IT Architect and Integrated Communication Services Leader in IBM Slovakia. He has 13 years of field experience with IBM, including Data Center

Networking and WDM products. He is a Cisco Certified Internetwork Expert, ADVA Certified Expert, ISC2 Certified Information Systems Security Professional, Uptime Institute Accredited Tier Designer, and CNet Certified Data Center Design Professional. He provides consulting, design, implementation, and technical support for LAN, WAN, SAN, MAN, Private Optical Network WDM, and Data Center solutions.

**Octavian Lascu** is a Project Leader at the IBM International Technical Support Organization, Poughkeepsie Center; Poughkeepsie, NY, US.

**Ivan Doboš** is a Project Leader at the IBM International Technical Support Organization, Poughkeepsie Center; Poughkeepsie, NY, US.

Thanks to the following people for their contributions to this project:

Bill White  
IBM International Technical Support Organization, Poughkeepsie Center

Connie Beuselinck  
System z Hardware Product Planning, IBM Poughkeepsie

Casimer DeCusatis  
Distinguished Engineer, STG Development, IBM Poughkeepsie

Noshir Dhondy  
System z Hardware Brand Technology, IBM Poughkeepsie

Charles Grizzaffi  
System z WDM Program Manager, IBM Poughkeepsie

Andrew G. Crimmins  
VSC Lab Customer Solutions Engineer, IBM Poughkeepsie

Rav Meerwald  
Advanced Account System Service Representative, IBM Australia

Jeff Nesbitt  
Advanced Account System Service Representative, IBM Australia

David Raften  
System z Parallel Sysplex and GDPS Planning, IBM Poughkeepsie

Pasi Laakso  
IBM Certified IT Specialist, IBM Finland

## Now you can become a published author, too!

Here's an opportunity to spotlight your skills, grow your career, and become a published author - all at the same time! Join an ITSO residency project and help write a book in your area of expertise, while honing your experience using leading-edge technologies. Your efforts will help to increase product acceptance and customer satisfaction, as you expand your network of technical contacts and relationships. Residencies run from two to six weeks in length, and you can participate either in person or as a remote resident working from your home base.

Find out more about the residency program, browse the residency index, and apply online at:

[ibm.com/redbooks/residencies.html](http://ibm.com/redbooks/residencies.html)

## Stay connected to IBM Redbooks

- ▶ Find us on Facebook:  
<http://www.facebook.com/IBMRedbooks>
- ▶ Follow us on Twitter:  
<http://twitter.com/ibmredbooks>
- ▶ Look for us on LinkedIn:  
<http://www.linkedin.com/groups?home=&gid=2130806>
- ▶ Explore new Redbooks publications, residencies, and workshops with the IBM Redbooks weekly newsletter:  
<https://www.redbooks.ibm.com/Redbooks.nsf/subscribe?OpenForm>
- ▶ Stay current on recent Redbooks publications with RSS Feeds:  
<http://www.redbooks.ibm.com/rss.html>



# Notices

This information was developed for products and services offered in the U.S.A.

IBM may not offer the products, services, or features discussed in this document in other countries. Consult your local IBM representative for information on the products and services currently available in your area. Any reference to an IBM product, program, or service is not intended to state or imply that only that IBM product, program, or service may be used. Any functionally equivalent product, program, or service that does not infringe any IBM intellectual property right may be used instead. However, it is the user's responsibility to evaluate and verify the operation of any non-IBM product, program, or service.

IBM may have patents or pending patent applications covering subject matter described in this document. The furnishing of this document does not give you any license to these patents. You can send license inquiries, in writing, to:

*IBM Director of Licensing, IBM Corporation, North Castle Drive, Armonk, NY 10504-1785 U.S.A.*

**The following paragraph does not apply to the United Kingdom or any other country where such provisions are inconsistent with local law:** INTERNATIONAL BUSINESS MACHINES CORPORATION PROVIDES THIS PUBLICATION "AS IS" WITHOUT WARRANTY OF ANY KIND, EITHER EXPRESS OR IMPLIED, INCLUDING, BUT NOT LIMITED TO, THE IMPLIED WARRANTIES OF NON-INFRINGEMENT, MERCHANTABILITY OR FITNESS FOR A PARTICULAR PURPOSE. Some states do not allow disclaimer of express or implied warranties in certain transactions, therefore, this statement may not apply to you.

This information could include technical inaccuracies or typographical errors. Changes are periodically made to the information herein; these changes will be incorporated in new editions of the publication. IBM may make improvements and/or changes in the product(s) and/or the program(s) described in this publication at any time without notice.

Any references in this information to non-IBM Web sites are provided for convenience only and do not in any manner serve as an endorsement of those Web sites. The materials at those Web sites are not part of the materials for this IBM product and use of those Web sites is at your own risk.

IBM may use or distribute any of the information you supply in any way it believes appropriate without incurring any obligation to you.

Information concerning non-IBM products was obtained from the suppliers of those products, their published announcements or other publicly available sources. IBM has not tested those products and cannot confirm the accuracy of performance, compatibility or any other claims related to non-IBM products. Questions on the capabilities of non-IBM products should be addressed to the suppliers of those products.

This information contains examples of data and reports used in daily business operations. To illustrate them as completely as possible, the examples include the names of individuals, companies, brands, and products. All of these names are fictitious and any similarity to the names and addresses used by an actual business enterprise is entirely coincidental.

## COPYRIGHT LICENSE:

This information contains sample application programs in source language, which illustrate programming techniques on various operating platforms. You may copy, modify, and distribute these sample programs in any form without payment to IBM, for the purposes of developing, using, marketing or distributing application programs conforming to the application programming interface for the operating platform for which the sample programs are written. These examples have not been thoroughly tested under all conditions. IBM, therefore, cannot guarantee or imply reliability, serviceability, or function of these programs.

This document REDP-4856-00 was created or updated on August 16, 2012.



Send us your comments in one of the following ways:


- ▶ Use the online **Contact us** review Redbooks form found at:  
[ibm.com/redbooks](http://ibm.com/redbooks)
- ▶ Send your comments in an email to:  
[redbooks@us.ibm.com](mailto:redbooks@us.ibm.com)
- ▶ Mail your comments to:  
IBM Corporation, International Technical Support Organization  
Dept. HYTD Mail Station P099  
2455 South Road  
Poughkeepsie, NY 12601-5400 U.S.A.



## Trademarks

IBM, the IBM logo, and [ibm.com](http://ibm.com) are trademarks or registered trademarks of International Business Machines Corporation in the United States, other countries, or both. These and other IBM trademarked terms are marked on their first occurrence in this information with the appropriate symbol (® or ™), indicating US registered or common law trademarks owned by IBM at the time this information was published. Such trademarks may also be registered or common law trademarks in other countries. A current list of IBM trademarks is available on the Web at <http://www.ibm.com/legal/copytrade.shtml>

The following terms are trademarks of the International Business Machines Corporation in the United States, other countries, or both:

ESCON®	IBM®	Resource Link®
FICON®	Parallel Sysplex®	Sysplex Timer®
GDPS®	Redbooks®	System Storage®
Geographically Dispersed Parallel Sysplex™	Redpaper™	System z®
	Redbooks (logo)  ®	z/OS®

The following terms are trademarks of other companies:

Linux is a trademark of Linus Torvalds in the United States, other countries, or both.

Other company, product, or service names may be trademarks or service marks of others.