



Bill White
Pasquale Catalano
Michal Holenia
Pasi Laakso

IBM System z Qualified WDM: Tellabs 7100 OTS Release FP5.1.1.f4

This IBM® Redpaper™ is one in a series that describes System z® qualified optical Wavelength Division Multiplexing (WDM) vendor products for Geographically Dispersed Parallel Sysplex™ (GDPS®) solutions with Server Time Protocol (STP). The products that we describe in this series are also the IBM-supported solutions for non-GDPS applications. Non-GDPS applications include the protocols that are needed for cross-site connectivity of a multisite Parallel Sysplex or one of the remote copy technologies that we describe in this paper. GDPS qualification testing is carried out at the IBM Vendor Solutions Connectivity (VSC) Lab in Poughkeepsie, NY, USA.

IBM and Tellabs successfully completed qualification testing of the Tellabs 7100 OTS platform and the Tellabs 7100 Nano OTS platform. In this Redpaper, we describe the applicable environments, protocols, and topologies that are qualified and supported by System z for connecting to the Tellabs 7100 OTS platform hardware and software at release level FP5.1.1.f4.

All references to the Tellabs 7100 OTS platform in this Redpaper also apply to the Tellabs 7100 Nano OTS platform, unless specifically stated.

For current information about qualified WDM vendor products, registered users can visit the Library at the Resource Link™ web site:

<https://www.ibm.com/servers/resourcelink/lib03020.nsf/pages/systemzQualifiedWdmProductsForGdpsSolutions?OpenDocument&pathID=>

IBM Redbooks® publications for System z qualified WDM vendor products are at:

<http://www.redbooks.ibm.com/cgi-bin/searchsite.cgi?query=qualified+AND+wdm&SearchOrder=1&SearchFuzzy=>

System z GDPS qualification overview

GDPS is an enterprise-wide continuous availability (CA) and disaster recovery (DR) automation solution that can manage recovery from planned and unplanned outages across distributed servers and System z servers. GDPS can be configured in either a single site or in a multisite configuration. It is designed to manage remote copy configuration between storage subsystems, automate Parallel Sysplex operational tasks, and perform failure recovery from a single point of control, thereby improving application availability. Historically, this solution was known as a Geographically Dispersed Parallel Sysplex. Today, GDPS continues to be applied as a general term for a suite of business continuity solutions, which includes those that do not require a dispersed or multisite sysplex environment.

GDPS supports the following forms of remote copy in multisite solutions:

- ▶ IBM System Storage® Metro Mirror, a synchronous form of remote copy previously referred to as Peer-to-Peer Remote Copy (PPRC)
- ▶ IBM System Storage Global Mirror, an asynchronous form of remote copy for System z and distributed systems
- ▶ IBM System Storage z/OS® Global Mirror, an asynchronous form of remote copy for System z, previously referred to as Extended Remote Copy (XRC)

Depending on the form of remote copy that is implemented, the GDPS solution is referred to as:

- ▶ GDPS/Metro Mirror
- ▶ GDPS/Global Mirror
- ▶ GDPS/z/OS Global Mirror

GDPS also offers two solutions that combine the technologies of Metro Mirror with either Global Mirror or z/OS Global Mirror. This combination allows customers to meet requirements for continuous availability with zero data loss locally within metropolitan distances for most failures, along with providing a disaster recovery solution in the case of a region-wide disaster.

The solutions are:

- ▶ GDPS Metro/Global Mirror (GDPS/MGM), a cascading data replication solution for both System z and distributed systems data
- ▶ GDPS Metro/z/OS Global Mirror (GDPS/MzGM), a multitarget data replication solution for System z data

The GDPS solution is also disk-vendor independent, if the vendor meets the specific levels of Metro Mirror, Global Mirror, and z/OS Global Mirror architectures.

For more information about GDPS, visit the GDPS web site:

<http://www.ibm.com/systems/z/advantages/gdps/index.html>

IBM only supports WDM products that are qualified by System z for use in GDPS solutions. To obtain this qualification, WDM vendors obtain licensed IBM patents, intellectual property, and know-how that are related to the GDPS architecture, which gives vendors access to the proprietary IBM protocols and applications that are used in a GDPS environment, including Sysplex Timer®, InterSystem Channel (ISC), Server Time Protocol, Metro Mirror, Global Mirror, and z/OS Global Mirror.

Licensing of IBM patents also provides the WDM vendor with technical information pertaining to future IBM releases. Qualified vendors typically license this information for an extended

- ▶ IBM 9032 ESCON® Directors
- ▶ IBM System z qualified FICON® Directors
- ▶ IBM Ethernet Products

WDM links of varying distances are deployed using spools of single-mode fiber in lengths from 5 KM to 50 KM. Multiple spools are interconnected to test WDM link protocols up to the maximum supported distances. To achieve the maximum distances that are qualified for GDPS protocols, vendors can use optical amplifiers and dispersion compensation units, inserted at various link points, to condition the signals on the fiber links that are connected to the WDM equipment.

Operating system and application software is installed to create and to stress test the GDPS environment. The software used in the test environment includes (but is not limited to):

- ▶ z/OS, Linux® on System z, and Parallel Sysplex software exploiters
- ▶ Coupling Facility Control Code (CFCC)
- ▶ IBM proprietary software and microcode utility test suites

As part of the GDPS qualification test, IBM proprietary software and microcode utility test suites drive the various GDPS components and protocols to the full data rate of each link type that is transported by the WDM equipment. This level of testing ensures that maximum channel utilization is achieved and tested to levels well beyond typical customer environments.

The test suites are used for verification of System z architecture functionality. During these functionality tests, for a test to be classified as successful, zero errors are detected by the attached subsystems. Any errors that are detected during this testing are captured and analyzed by the test suites.

The test suites are also used for verification of System z architecture recovery by creating various fault and error conditions. The recovery tests check for the correct detection of a fault or error condition by the attached subsystems and ensure that the recovery adheres to System z architecture rules.

The recovery tests performed for each link type include:

- ▶ Link state change interrupt detection and recovery: Links are deliberately broken and re-established to ensure that detection and error recovery occur correctly.
- ▶ Link error threshold and link synchronization error detection and recovery: Errors are deliberately injected, at the application and channel subsystem levels, into the link protocol data streams to ensure that detection and error recovery take place correctly.
- ▶ Link service and maintenance package recovery: Link hardware maintenance actions are performed to ensure that link state change detection and recovery take place correctly.
- ▶ Link protection schemes and recovery: Vendor-specific protection methods are tested to ensure that the expected link errors are detected and that recovery takes place correctly.
- ▶ STP timing link recovery: STP timing links are broken to ensure that changes to the Coordinated Timing Network (CTN) behave correctly when the break occurs and when the link or links are reconnected.

GDPS components and protocols

The IBM technologies that we discuss in this section are functional components of GDPS and are tested during the qualification process. Customers can also use these components in

environments that do not require a full GDPS solution. The testing provides a level of assurance that these components will function when used with a qualified WDM platform.

Components

The following GDPS components are tested during the qualification process:

- ▶ IBM System z servers
- ▶ IBM Parallel Sysplex
- ▶ IBM System Storage
- ▶ IBM System Storage Metro Mirror (PPRC)
- ▶ IBM System Storage Global Mirror
- ▶ IBM System Storage z/OS Global Mirror (XRC)
- ▶ Optical Wavelength Division Multiplexer
- ▶ IBM Ethernet Products

Protocols

Table 1 lists the GDPS connectivity protocols and their data transfer rates. Not all protocols were tested on the Tellabs 7100 OTS platform. For a complete list of the protocols and interface cards that were qualified, see Table 2 on page 11.

Table 1 GDPS supported protocols

Protocol	Data transfer rate
Enterprise Systems Connection (ESCON)	200 Mbps ^a
Control Link Oscillator (CLO)	8 Mbps
External Time Reference (ETR)	8 Mbps
Fibre Connection (FICON)	1 Gbps
Fibre Connection (FICON) Express2	1, 2 Gbps
Fibre Connection (FICON) Express4	1, 2, 4 Gbps
Fibre Connection (FICON) Express8	2, 4, 8 Gbps
Fibre Channel FC100/ 200/ 400/ 800	1/ 2/ 4/ 8 Gbps
Inter-Switch Link (ISL) FC100/ 200/ 400/ 800/ 1000	1/ 2/ 4/ 8/ 10 Gbps
InterSystem Channel-3 (ISC-3) Compatibility Mode	1 Gbps
InterSystem Channel-3 (ISC-3) Peer Mode	2 Gbps
InterSystem Channel-3 (ISC-3) Peer Mode ^b	1 Gbps
STP (ISC-3 Peer Mode with STP message passing)	2 Gbps
STP (ISC-3 Peer Mode with STP message passing) ^b	1 Gbps
STP (PSIFB LR 1x IB-SDR with STP message passing)	2.5 Gbps
STP (PSIFB LR 1x IB-DDR with STP message passing)	5 Gbps
Ethernet (GbE)	1, 10 Gbps

a. Effective channel data rate of an ESCON channel is affected by distance.

b. Requires RPQ 8P2197. This RPQ provides an ISC-3 Daughter Card that clocks at 1.062 Gbps in peer mode.

Often, these supported protocols are used in non-GDPS environments as well. The robust testing that is performed during the qualification process provides customers with a high level of confidence when using these System z qualified optical WDM vendor products in non-GDPS environments.

Server Time Protocol

STP is designed to provide the capability for multiple servers and Coupling Facilities to maintain time synchronization with each other without requiring an IBM Sysplex Timer. STP can help provide functional and economic benefits when compared to the Sysplex Timer. STP allows concurrent migration from an External Timer Reference network and can coexist with an ETR network.

STP is a message-based protocol in which STP timekeeping information is passed over externally defined coupling links: InterSystem Channel-3 Peer Mode and Parallel Sysplex InfiniBand (PSIFB) links. ISC-3 links in Peer mode and PSIFB Long Reach (LR) can be used to transport STP messages between data centers over a WDM.

The STP design introduced a concept called Coordinated Timing Network. A CTN is a collection of servers and Coupling Facilities that are time synchronized to a time value called Coordinated Server Time (CST). The CST represents the time for the entire network of servers. A CTN can be configured as either an STP-only CTN or a Mixed CTN. For more information, refer to *Server Time Protocol Planning Guide*, SG24-7280, *Server Time Protocol Implementation Guide*, SG24-7281, and *Server Time Protocol Recovery Guide*, SG24-7380.

Figure 2 shows a multisite STP-only CTN.

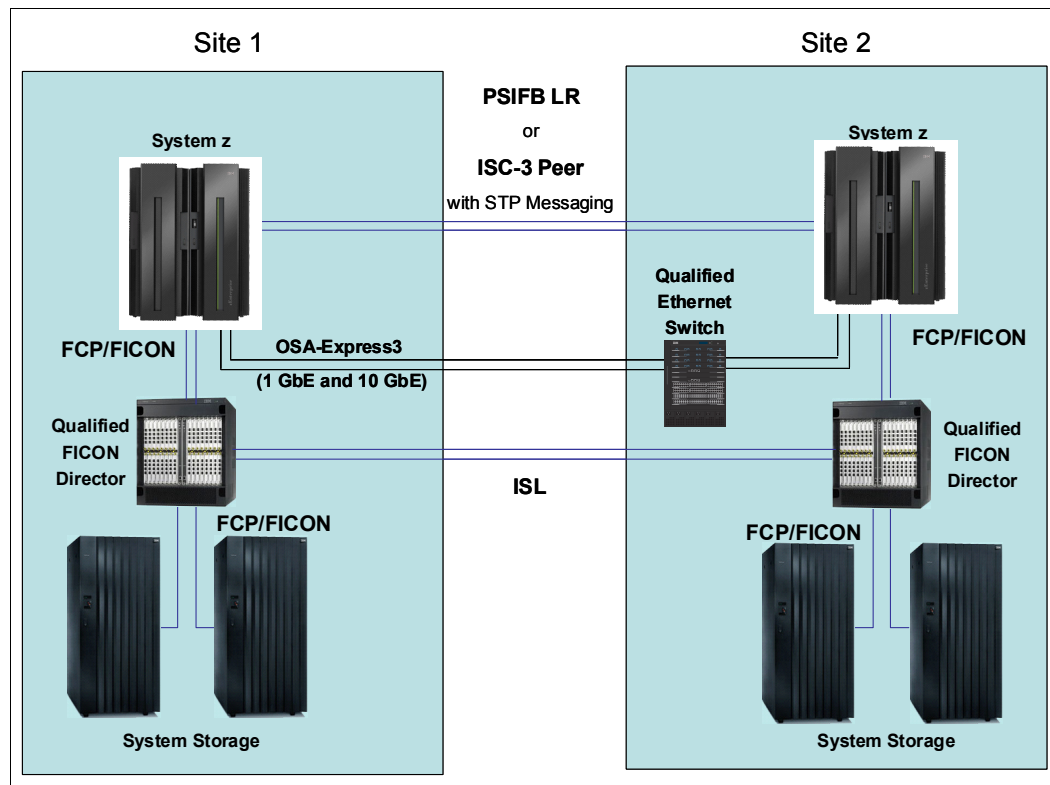


Figure 2 Multisite STP-only CTN

IBM Sysplex Timer

The IBM Sysplex Timer is a mandatory component of an ETR network and an STP-Mixed CTN. The Sysplex Timer provides an ETR to synchronize the time-of-day (TOD) clocks on attached System z servers in a GDPS/PPRC environment.

Figure 3 shows a multisite ETR network.

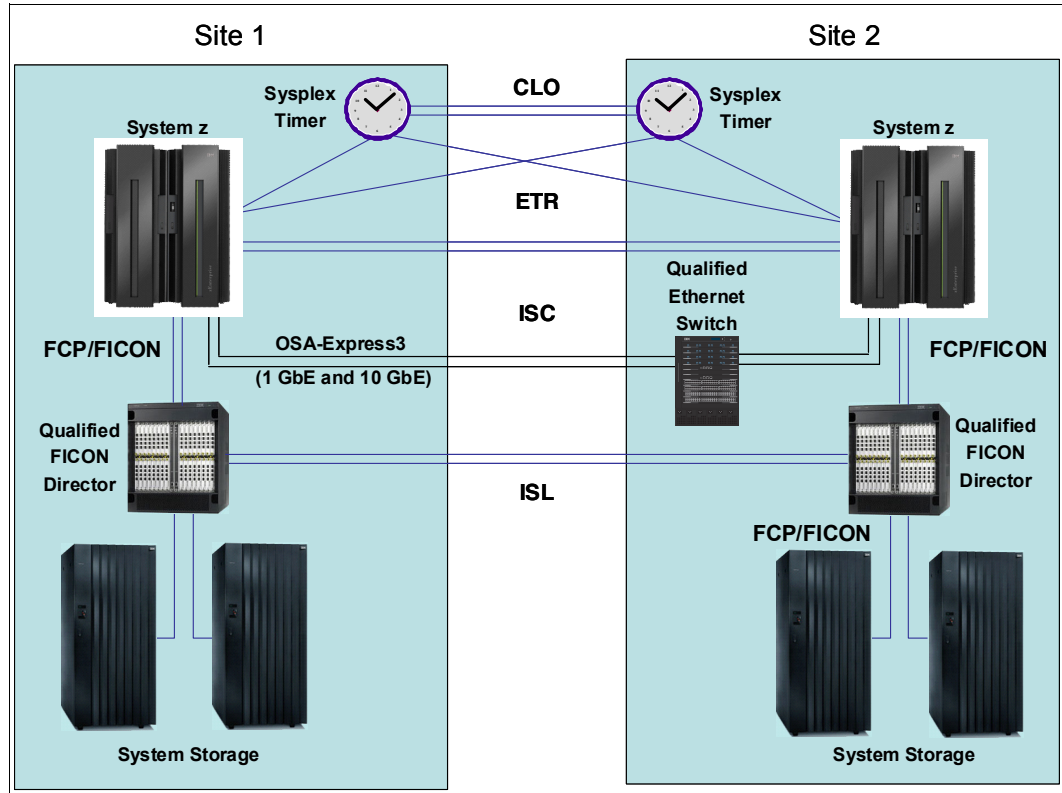


Figure 3 Multisite ETR network with Sysplex Timers

The Sysplex Timer uses two link types:

- ▶ External Time Reference

ETR links are connections between the Sysplex Timer and the System z server ETR ports that provide TOD clock synchronization between multiple servers.
- ▶ Control Link Oscillator

CLO links are connections between two Sysplex Timer units in an Expanded Availability configuration that allow synchronization of the Sysplex Timer timing signals.

GDPS connectivity considerations with WDM

When planning WDM intersite connectivity for GDPS environments, consider the following items:

- ▶ Differential Delay: The difference in distance or latency between a transmit fiber and a receive fiber in a single fiber pair of a timing link must adhere to the following requirements:
 - To ensure correct server time synchronization, the end-to-end lengths of the transmit and receive fibers within an individual STP link (ISC-3 Peer Mode with STP messaging or PSIFB) must not exceed the equivalent of *900 meters* differential delay between

transmit and receive paths of the link. This stipulation includes all DWDM components, optical amplifiers (OAs), dispersion compensation units (DCUs), dark fiber links, and any time division multiplexing (TDM)-based aggregation.

- To ensure correct Sysplex Timer and server time synchronization, the end-to-end lengths of the transmit and receive fibers within an individual ETR or CLO link must be equal (within *10 meters*). This stipulation includes all DWDM components, optical amplifiers, dispersion compensation units, and dark fiber links.

Note: OAs and DCUs might contain significant lengths of fiber that must be included in the differential delay calculation for timing links.

- ▶ If both Coupling Facility data and STP timing information must be transmitted between two servers, you cannot select a subset of coupling links to be used only for STP timing information.
- ▶ Protection schemes for individual timing links or for fiber trunks transporting timing link, must be bidirectional to ensure that the correct differential delay is maintained.
- ▶ WDM configurations must have high-availability topologies to ensure that there are no single points-of-failure.
- ▶ Fiber trunk protection schemes must be designed with two trunk switching modules and four site-to-site fiber pairs that are carried over at least two diverse routes. STP, ETR, and CLO links connect using separate trunk switching modules to ensure that a fiber trunk protection event does not interrupt all timing links simultaneously.
- ▶ TDM-based aggregation WDM hardware can be used for STP links (ISC-3 Peer Mode or PSIFB LR with STP message passing) only if it is specifically qualified for STP usage.
- ▶ GDPS WDM configuration must be a point-to-point fixed dark fiber network.

For more information about the STP recovery process, refer to *Server Time Protocol Recovery Guide*, SG24-7380.

Technical description

The Tellabs 7100 OTS platform is a scalable, high-speed fiber-optic data transport system. It consists of modular chassis, which can be interconnected to form an optical network that supports International Telecommunications Union (ITU)-specific wavelengths. The wavelengths are multiplexed onto a single pair of fibers using optical wavelength division multiplexing.

The optical network that connects the Tellabs 7100 OTS can be configured in a two site point-to-point, multisite ring or meshed network (for GDPS IBM qualifies point-to-point topologies only).

A fully configured point-to-point network can consist of up to 80 protected ITU wavelengths over multiple fiber pairs (trunks) that are connected between data sites. Multiple client interfaces can be aggregated onto a single wavelength with the use of Muxponder interface cards.

The Tellabs 7100 OTS platform was qualified using software release level FP5.1.1.f4. It has a modular chassis that can house multiple optical interface cards depending on the chassis. Multiple Tellabs 7100 OTS chassis can be interconnected to support larger quantities of client interfaces.

Interface cards and modules

In this section, we include a detailed list of the Tellabs 7100 OTS optical interface cards and modules that are qualified by System z GDPS Testing.

Optical interface cards and modules:

► Transponder cards

Transponder cards connect client equipment to the WDM platform. The Transponder card converts client optical signals to an ITU-compliant DWDM wavelength for transmission to the remote site.

Tellabs 7100 OTS Transponder cards have pluggable client optical transceivers.

The qualified Tellabs 7100 OTS Transponder card types are:

- TGTM-E, 10-Gbps Transponder Card ITU C-Band Tunable

► Muxponder Cards

The Tellabs 7100 OTS supports the aggregation of client signals. Muxponder cards use time division multiplexing to aggregate multiple client optical interfaces for transport over a single ITU specific wavelength.

Muxponder cards have pluggable client optical transceivers that support various client protocols and fiber types.

The qualified Tellabs 7100 OTS Muxponder card types are:

- OTNM-D, 8-port Data Muxponder Card ITU C-Band Tunable

► Optical Filter Modules

The Optical Filter Modules are optical components that combine (multiplex) or separate (demultiplex) multiple optical signals onto a fiber link.

Reconfigurable optical add-drop multiplexer (ROADM) allows adding or dropping of optical signals at the wavelengths layer without an optical-electrical-optical conversion in multiple directions in an optical cross-connect system.

Main component of the ROADM is the Wavelength Selective Switch (WSS), which combines the multiplexing/demultiplexing functionality with per-wavelength optical signal switching.

► Optical Amplifier

Optical amplifier module provides in-line optical amplification of multiple ITU-specific wavelengths within a fiber. For extended distances, the use of these erbium doped fiber amplifiers (EDFAs) might be required. EDFAs cannot be used to amplify CWDM signals.

► Dispersion Compensation Unit (DCU)

Dispersion Compensation Unit provide compensation to chromatic dispersion fiber impairment, which causes signal degradation and limits the transmission distance.

Note: OAs and DCUs contain significant lengths of fiber, which must be included in the differential delay calculation for timing links.

Topologies and protection schemes

System z qualifies a two-site point-to-point WDM network topology and protection against failures in site-to-site fiber links or failures in individual components within the WDM network for GDPS.

GDPS is a high-availability solution that can utilize several protection schemes. Restrictions apply for particular protocols, for example, Sysplex Timer (ETR/CLO) and STP (ISC-3 Peer Mode and PSIFB LR) links.

Protection schemes: Protection schemes must guarantee the correct differential delay for individual timing links:

- ▶ STP links must not exceed the equivalent of *900 meters* differential delay between transmit and receive paths of the link.
- ▶ ETR and CLO links must not exceed the equivalent of *10 meters* differential delay between transmit and receive paths of the link.

Protection schemes

The Tellabs 7100 OTS platform provides the following protection schemes:

▶ Unprotected

An unprotected Transponder/Muxponder card is connected to one client interface and to one site-to-site fiber link only. A failure of the Transponder/Muxponder card or the site-to-site fiber link results in a loss of client communications.

▶ Client-based protection

Client-based protection uses at least two client interfaces that are connected to the WDM. These interfaces are arranged so that the Transponder/Muxponder cards that connect the two sites are distributed over two diverse site-to-site fiber links. The client device is responsible for ensuring that a failure of a WDM module of a single site-to-site fiber link does not result in a total loss of client communications.

GDPS timing links (ETR, CLO, and STP) are qualified for use in a client-based protection scheme if they are using separate paths (routes).

Note: For simplicity, we do not show all components in the optical path in the diagrams in this section.

Figure 4 on page 11 shows a high-level view of the Client-based protection scheme. In this case, a client device has two separate site-to-site connections: one through Card A and the other through Card B. Transponder Card and Muxponder Card-based schemes for the Tellabs 7100 OTS are shown separately.

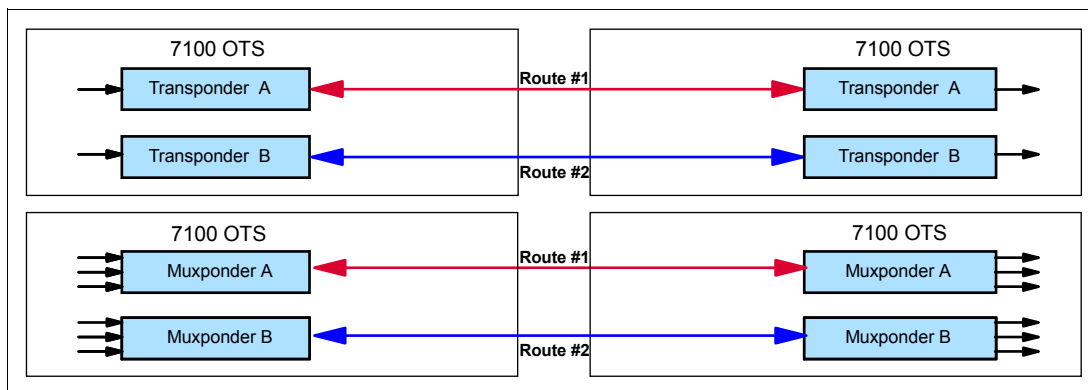


Figure 4 Client-based protected scheme

Protection scheme intermix

All protection schemes can be intermixed within the same Tellabs 7100 OTS chassis or network on a per client interface basis.

Interface card specifications

Table 2 lists the specifications of the qualified Tellabs 7100 OTS interface cards and tested protocols.

Tellabs 7100 OTS interface cards do not support auto-negotiation of link speeds. For System z FICON and FCP client links, the desired link speed must be configured in the WDM card client interface at both ends of the link.

For extended distances A, the use of optical amplifiers and dispersion compensation units might be required. Refer to the WDM vendor documentation for distance and link budget specifications.

Table 2 Qualified client interface card details

Card type / Protocol	Fiber type	Light source	Qualified distance ^{a,b}
TGTM-E, 10-Gbps Transponder Card ITU C-Band Tunable^c			
ISL (10 Gbps) ^d	SM	1310 nm	100 km, 200 km
ISL (10 Gbps) ^d	MM	850 nm	100 km, 200 km
Ethernet (10 Gbps)	SM	1310 nm	100 km, 200 km
Ethernet (10 Gbps)	MM	850 nm	100 km, 200 km
OTNM-D, 8-port Data Muxponder Card ITU C-Band Tunable^c			
FICON (1, 2, 4 Gbps)	SM	1310 nm	100 km, 200 km
FICON (1, 2, 4 Gbps)	MM	850 nm	100 km, 200 km
Fibre Channel (1, 2, 4 Gbps)	SM	1310 nm	100 km, 200 km
Fibre Channel (1, 2, 4 Gbps)	MM	850 nm	100 km, 200 km
ISL (1, 2, 4 Gbps) ^d	SM	1310 nm	100 km, 200 km
ISL (1, 2, 4 Gbps) ^d	MM	850 nm	100 km, 200 km
ISC-3 Peer Mode (1, 2 Gbps)	SM	1310 nm	100 km, 200 km
STP (ISC-3 Peer Mode with STP messaging) ^e	SM	1310 nm	100 km, 200 km

Card type / Protocol	Fiber type	Light source	Qualified distance ^{a,b}
Ethernet (1 Gbps)	SM	1310 nm	100 km, 200 km
Ethernet (1 Gbps)	MM	850 nm	100 km, 200 km
SM = single-mode fiber (9/125 micron) MM = multimode fiber (50/125 or 62.5/125 micron)			

- a. Qualified distance is based on the VSC Lab test environment, which is a physical point-to-point topology without any intermediate nodes, including OAs and DCUs.
- b. Requires RPQ 8P2263 or 8P2340 for distances over 100 km.
- c. Protocol and wavelength support is dependent on pluggable client interface transceiver.
- d. Protocol is configured as Fibre Channel protocol on WDM.
- e. Multiple STP links supported on the same card.

Note: Consult your SAN switch vendors for qualified ISL supported distances.

References

For more information about System z connectivity, see:

- ▶ System z I/O connectivity home page:
<http://www.ibm.com/systems/z/hardware/connectivity/index.html>
- ▶ *IBM System z Connectivity Handbook*, SG24-5444
<http://www.redbooks.ibm.com/abstracts/sg245444.html?open>
- ▶ *FICON Planning and Implementation Guide*, SG24-6497
<http://www.redbooks.ibm.com/abstracts/sg246497.html?open>
- ▶ *Getting Started with InfiniBand on System z10 and System z9*, SG24-7539
<http://www.redbooks.ibm.com/abstracts/sg247539.html?open>

For more information about GDPS, see:

- ▶ GDPS home page:
<http://www.ibm.com/systems/z/advantages/gdps/index.html>
- ▶ *GDPS Family An Introduction to Concepts and Capabilities*, SG24-6374
<http://www.redbooks.ibm.com/abstracts/sg246374.html?open>

For more information about STP, see:

- ▶ Parallel Sysplex home page:
<http://www.ibm.com/systems/z/advantages/psf/index.html>
- ▶ *Server Time Protocol Planning Guide*, SG24-7280
<http://www.redbooks.ibm.com/abstracts/sg247280.html?open>
- ▶ *Server Time Protocol Implementation Guide*, SG24-7281
<http://www.redbooks.ibm.com/abstracts/sg247281.html?open>
- ▶ *Server Time Protocol Recovery Guide*, SG24-7380
<http://www.redbooks.ibm.com/abstracts/sg247380.html?open>

For more information about optical communication:

- ▶ *Understanding Optical Communications*, SG24-5230

<http://www.redbooks.ibm.com/abstracts/sg245230.html?Open>

For current information about qualified WDM vendor products, registered users can visit the Library at the Resourcelink web site:

<https://www.ibm.com/servers/resourcelink/lib03020.nsf/pages/systemzQualifiedWdmProductsForGdpsSolutions?OpenDocument&pathID=>

For current information about qualified vendor switches and directors for IBM System z FICON and FCP channels, registered users can visit the Library at the Resourcelink web site:

<https://www.ibm.com/servers/resourcelink/lib03020.nsf/pages/switchesAndDirectorsQualifiedForIbmSystemZRFiconRAndFcpChannels?OpenDocument>

IBM Redbooks publications on System z qualified WDM vendor products are at:

<http://www.redbooks.ibm.com/cgi-bin/searchsite.cgi?query=qualified+AND+wdm&SearchOrder=1&SearchFuzzy=>

For more information about the Tellabs 7100 OTS platform, see:

<http://www.tellabs.com/products/7000/tellabs7100.shtml>

The team who wrote this Redpaper

This Redpaper was produced by a team of specialists working at the International Technical Support Organization, Poughkeepsie Center.

Bill White is a Project Leader and Senior Networking and Connectivity Specialist at the International Technical Support Organization, Poughkeepsie Center.

Pasquale Catalano is a Staff Engineer at the IBM Vendor Solutions Connectivity Lab in Poughkeepsie, NY, USA. He has eight years of experience in WDM vendor qualification testing. He has a Masters of Science in Electrical Engineering from the State University of New York at New Paltz.

Michal Holenia is a Senior Network IT Architect and Integrated Communication Services Leader in IBM Slovakia. He has 12 years of field experience with IBM, including Data Center Networking and WDM products. He is a Cisco Certified Internetwork Expert, ADVA Certified Expert, and Certified Information Systems Security Professional. He provides consulting, design, implementation, and technical support for LAN, WAN, SAN, MAN, and Private Optical Network WDM solutions.

Pasi Laakso is an IBM Certified IT Specialist at ICS in IBM Finland. He has 10 years of field experience with IBM, including Networking and WDM products. He is a Cisco Certified Internetwork Expert and ADVA Certified Expert. He provides consulting, design, implementation, and technical support for Data Center Networking, Optimization Services, and Private Optical Network WDM solutions.

Thanks to the following people for their contributions to this project:

Connie Beuselinck
System z Hardware Product Planning, IBM Poughkeepsie

Casimer DeCusatis
Distinguished Engineer, STG Development, IBM Poughkeepsie

Noshir Dhondy
System z Hardware Brand Technology, IBM Poughkeepsie

Charles Grizzaffi
System z WDM Program Manager, IBM Poughkeepsie

Rav Meerwald
Advanced Account System Service Representative, IBM Australia

Jeff Nesbitt
Advanced Account System Service Representative, IBM Australia

David Raften
System z Parallel Sysplex and GDPS Planning, IBM Poughkeepsie

Now you can become a published author, too!

Here's an opportunity to spotlight your skills, grow your career, and become a published author - all at the same time! Join an ITSO residency project and help write a book in your area of expertise, while honing your experience using leading-edge technologies. Your efforts will help to increase product acceptance and customer satisfaction, as you expand your network of technical contacts and relationships. Residencies run from two to six weeks in length, and you can participate either in person or as a remote resident working from your home base.

Find out more about the residency program, browse the residency index, and apply online at: ibm.com/redbooks/residencies.html

Comments welcome

Your comments are important to us!

We want our papers to be as helpful as possible. Send us your comments about this paper or other IBM Redbooks publications in one of the following ways:

- ▶ Use the online **Contact us** review Redbooks form found at:

ibm.com/redbooks

- ▶ Send your comments in an email to:

redbooks@us.ibm.com

- ▶ Mail your comments to:

IBM Corporation, International Technical Support Organization
Dept. HYTD Mail Station P099
2455 South Road
Poughkeepsie, NY 12601-5400

Stay connected to IBM Redbooks

- ▶ Find us on Facebook:

<http://www.facebook.com/IBMRedbooks>

- ▶ Follow us on Twitter:

<http://twitter.com/ibmredbooks>

- ▶ Look for us on LinkedIn:

<http://www.linkedin.com/groups?home=&gid=2130806>

- ▶ Explore new Redbooks publications, residencies, and workshops with the IBM Redbooks weekly newsletter:

<https://www.redbooks.ibm.com/Redbooks.nsf/subscribe?OpenForm>

- ▶ Stay current on recent Redbooks publications with RSS Feeds:

<http://www.redbooks.ibm.com/rss.html>

Notices

This information was developed for products and services offered in the U.S.A.

IBM may not offer the products, services, or features discussed in this document in other countries. Consult your local IBM representative for information on the products and services currently available in your area. Any reference to an IBM product, program, or service is not intended to state or imply that only that IBM product, program, or service may be used. Any functionally equivalent product, program, or service that does not infringe any IBM intellectual property right may be used instead. However, it is the user's responsibility to evaluate and verify the operation of any non-IBM product, program, or service.

IBM may have patents or pending patent applications covering subject matter described in this document. The furnishing of this document does not give you any license to these patents. You can send license inquiries, in writing, to:

IBM Director of Licensing, IBM Corporation, North Castle Drive, Armonk, NY 10504-1785 U.S.A.

The following paragraph does not apply to the United Kingdom or any other country where such provisions are inconsistent with local law: INTERNATIONAL BUSINESS MACHINES CORPORATION PROVIDES THIS PUBLICATION "AS IS" WITHOUT WARRANTY OF ANY KIND, EITHER EXPRESS OR IMPLIED, INCLUDING, BUT NOT LIMITED TO, THE IMPLIED WARRANTIES OF NON-INFRINGEMENT, MERCHANTABILITY OR FITNESS FOR A PARTICULAR PURPOSE. Some states do not allow disclaimer of express or implied warranties in certain transactions, therefore, this statement may not apply to you.

This information could include technical inaccuracies or typographical errors. Changes are periodically made to the information herein; these changes will be incorporated in new editions of the publication. IBM may make improvements and/or changes in the product(s) and/or the program(s) described in this publication at any time without notice.

Any references in this information to non-IBM Web sites are provided for convenience only and do not in any manner serve as an endorsement of those Web sites. The materials at those Web sites are not part of the materials for this IBM product and use of those Web sites is at your own risk.

IBM may use or distribute any of the information you supply in any way it believes appropriate without incurring any obligation to you.

Information concerning non-IBM products was obtained from the suppliers of those products, their published announcements or other publicly available sources. IBM has not tested those products and cannot confirm the accuracy of performance, compatibility or any other claims related to non-IBM products. Questions on the capabilities of non-IBM products should be addressed to the suppliers of those products.

This information contains examples of data and reports used in daily business operations. To illustrate them as completely as possible, the examples include the names of individuals, companies, brands, and products. All of these names are fictitious and any similarity to the names and addresses used by an actual business enterprise is entirely coincidental.

COPYRIGHT LICENSE:

This information contains sample application programs in source language, which illustrate programming techniques on various operating platforms. You may copy, modify, and distribute these sample programs in any form without payment to IBM, for the purposes of developing, using, marketing or distributing application programs conforming to the application programming interface for the operating platform for which the sample programs are written. These examples have not been thoroughly tested under all conditions. IBM, therefore, cannot guarantee or imply reliability, serviceability, or function of these programs.

This document REDP-4624-00 was created or updated on April 20, 2011.



Send us your comments in one of the following ways:


- ▶ Use the online **Contact us** review Redbooks form found at:
ibm.com/redbooks
- ▶ Send your comments in an email to:
redbooks@us.ibm.com
- ▶ Mail your comments to:
IBM Corporation, International Technical Support Organization
Dept. HYTD Mail Station P099
2455 South Road
Poughkeepsie, NY 12601-5400 U.S.A.



Trademarks

IBM, the IBM logo, and ibm.com are trademarks or registered trademarks of International Business Machines Corporation in the United States, other countries, or both. These and other IBM trademarked terms are marked on their first occurrence in this information with the appropriate symbol (® or ™), indicating US registered or common law trademarks owned by IBM at the time this information was published. Such trademarks may also be registered or common law trademarks in other countries. A current list of IBM trademarks is available on the Web at <http://www.ibm.com/legal/copytrade.shtml>

The following terms are trademarks of the International Business Machines Corporation in the United States, other countries, or both:

ESCON®	Redbooks®	System z9®
FICON®	Redpaper™	System z®
GDPS®	Redbooks (logo)  ®	z/OS®
Geographically Dispersed Parallel Sysplex™	Resource Link™	z10™
IBM®	Sysplex Timer®	z9®
Parallel Sysplex®	System Storage®	
	System z10®	

The following terms are trademarks of other companies:

Linux is a trademark of Linus Torvalds in the United States, other countries, or both.

Other company, product, or service names may be trademarks or service marks of others.